


| You are in: Lozier > Products > Accessory Panels

# Accessory Panels

Part Number: **FAP, FHAP**



Order Accessory Panels to dress up standard End Solutions and serve as an additional merchandising opportunity. Choose between Flush (FAP) and Full Height (FHAP) styles.

## Product Details:

- Full Height version of Flush Accessory Panel (FAP)
- Panel extends past the Base End Trim or End Deck and rests on the floor with leveling legs
- Not compatible with T-Leg Wall End Displays


## How to Order

---

## Flush Accessory Panel

---

- Top of Panel sits flush with Flush Merchandising Panel (FMP)
- Can be set flush or inline for desired application
- Not compatible with End Merchandising Panels (EMP)



## Product Options and Numbers

Example Part #: **FAP 60 16 06 P M PLT PLT PLT**

Flush Accessory Panel: **FAP**

Upright Height: 42", 48", 54", **60"**, 66", 72", 78", 84", 90", 96"

Width: 14", **16"**, 18", 24", 30", 36"

Base Type: **06**, LB, TL

Exterior Panel Style: **P**, M, P2, M2, S, SI, WG, SG, LG, MG

Interior Panel Style (if required): **M**, M2, Omit if P2 Exterior Panel

Exterior Panel Standard Finish: **PLT**, Optional Catalog Colors, Optional Catalog Laminates for Slotwall only

Aluminum Insert (if required): ALU (SI only)

Interior Panel Standard Finish (if required): **PLT**, Optional Catalog Colors, Omit if P2 Exterior Panel

Frame Standard Finish: **PLT**, Optional Catalog Colors


### Suffix Key

<b>06</b>	- 06 Base (8"H)
<b>LB</b>	- Low Base (6"H)
<b>TL</b>	- T-Leg Base
<b>P</b>	- Pegboard Back
<b>M</b>	- Marteck Back
<b>P2</b>	- Single Pegboard Back, painted two sides
<b>M2</b>	- Single Marteck Back, painted two sides
<b>S</b>	- Slotwall Back
<b>SI</b>	- Slotwall Back with Inserts
<b>WG</b>	- 3x3 Wire Grid Back
<b>SG</b>	- Slot Grid Back
<b>LG</b>	- Louver Grid Back
<b>MG</b>	- Multi-Grid Back
<b>PLT</b>	- Platinum

ALU - Aluminum

## Full Height Accessory Panel

- Full Height version of Flush Accessory Panel (FAP)
- Panel extends past the Base End Trim or End Deck and rests on the floor with leveling legs
- Not compatible with T-Leg Wall End Displays



### Product Options and Numbers

Example Part #: **FHAP 60 16 P M PLT PLT PLT**

Full Height Accessory Panel: **FHAP**

Upright Height: 42", 48", 54", **60"**, 66", 72", 78", 84", 90", 96"

Width: 14", **16"**, 18", 24", 30", 36"

Exterior Panel Style: **P**, M, P2, M2, S, SI, WG, SG, LG, MG

Interior Panel Style (if required): **M**, M2, Omit if P2 Exterior Panel

Exterior Panel Standard Finish: **PLT**, Optional Catalog Colors, Optional Catalog Laminates for Slotwall only

Aluminum Insert (if required): ALU (SI only)

Interior Panel Standard Finish (if required): **PLT**, Optional Catalog Colors, Omit if P2 Exterior Panel

Frame Standard Finish: **PLT**, Optional Catalog Colors

### Suffix Key

<b>P</b>	- Pegboard Back
<b>M</b>	- Marteck Back
<b>P2</b>	- Single Pegboard Back, painted two sides
<b>M2</b>	- Single Marteck Back, painted two sides
<b>S</b>	- Slotwall Back
<b>SI</b>	- Slotwall Back with Inserts
<b>WG</b>	- 3x3 Wire Grid Back
<b>SG</b>	- Slot Grid Back
<b>LG</b>	- Louver Grid Back
<b>MG</b>	- Multi-Grid Back

**PLT** - Platinum  
**ALU** - Aluminum