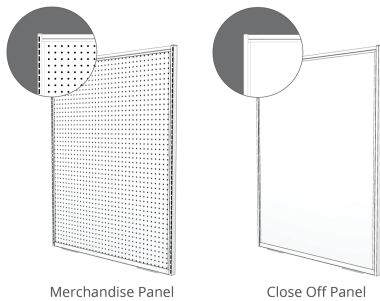


| You are in: Lozier > Products > Merchandise and Close Off Panels Hardboard

Merchandise and Close Off Panels Hardboard

Part Number:



Product Details:

Merchandise Panels:

- Three Merchandise Panel styles available: End (EMP), Flush (FMP) and Full Height (FHMP)
- All frames are slotted to accept most standard Lozier Shelves and Accessories
- Frames are punched to accept Double Stem Mount Sign Holder Frame (tapered style)
- Accepts Accessory Panels and Connectors
- Upright End Trims not required and can be deleted from Island End

Close Off Panels:

- Two Close Off Panel styles available: Flush (FCP), Full Height Flush (FHCP)
- All frames are unslotted
- Frames are punched to accept Double Stem Mount Sign Holder Frame (tapered style)
- Upright End Trims not required and can be deleted from Island End

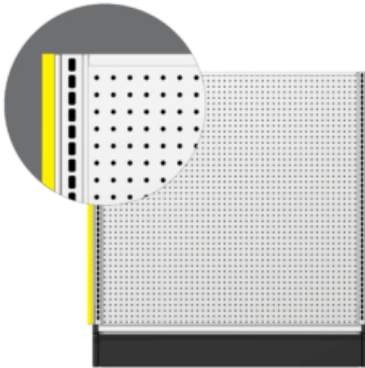
See Installation Instructions for load capacities and limitations


When Merchandising Panels are used on a fixture where the first shelving section behind the Panels is not equipped with Shelves that engage into the Upright slots, Top Rail Hold Down Kits (HMA4381) must be installed. Failure to do this could allow the Top Rail to become disengaged and the fixture to fall over, causing property damage or personal injury.

Product Options and Numbers

Flush Merchandise Panel

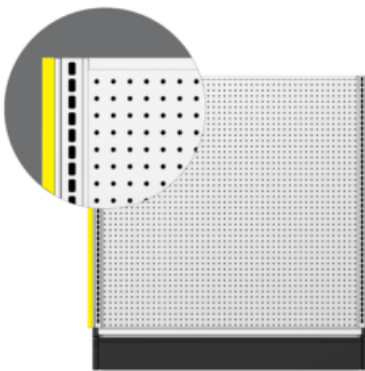
- Use on Islands with different sized Base Decks on both sides (accommodates up to a 9" difference)
- Top of Panel is flush with top of Uprites
- Hangs on outside of Uprite
- When using Pegboard, all exterior peg holes are usable
- Only Merchandise Panel compatible with T-Leg Base
- Compatible with all Gondola Back options except Open Backs
- Compatible with End Deck






Flush Close Off Panel

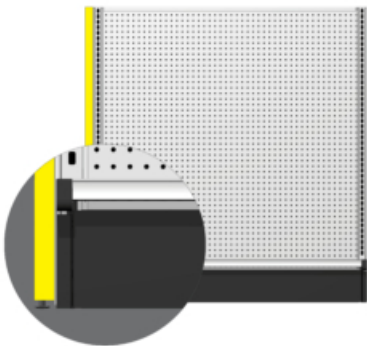
- Use on Islands with same or different sized Base Decks on both sides (accommodates up to a 9" difference)
- Top of Panel is flush with top of Uprite
- Hangs on outside of Uprite
- Entire Pegboard exterior Panels are usable
- Compatible with End Deck
- Only Close Off Panel compatible with T-Leg






Full Height Merchandise Panel

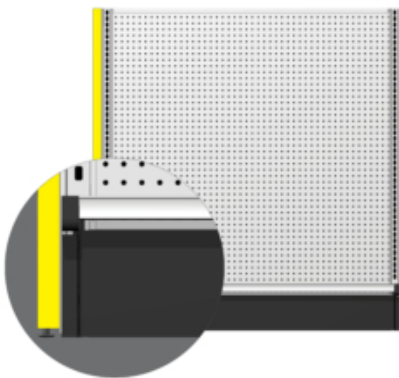
- Full Height version of Flush Merchandising Panel (accommodates up to a 9" difference)
- Panel extends past the Base End Trim and rests on the floor with leveling legs
- Compatible with all Gondola Back options except Open Backs
- Not compatible with End Deck





Full Height Close Off Panel

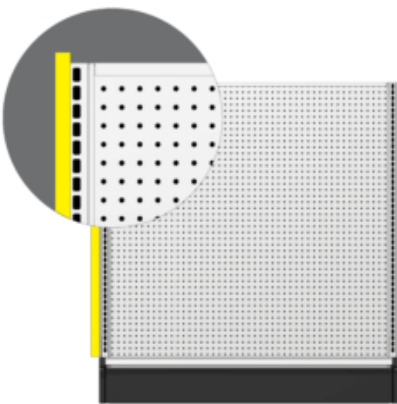
- Full Height version of Flush Close Off Panel (accommodates up to a 9" difference)
- Panel extends past the Base End Trim and rests on the floor with leveling legs
- Compatible with all Gondola Back options except Open Backs
- Not compatible with End Deck






End Merchandise Panel

- Use on Islands with same sized Base Decks on both sides
- Top of Panel is 1" above top of Uprite
- Fits around Uprite for flush fit to Island Gondola
- When using Pegboard, the two middle columns of exterior peg holes are unusable
- Compatible with End Deck
- EMP cannot be used with HD Uprites, see FMP





Merchandising Panel / Close Off Panel, Hardboard

Style:End Merch Panel; Flush Merch Panel; Full Ht Merch Panel; Flush Closeoff Panel; Full Ht Closeoff Panel

Height: 42", 48", 54", 60", 66", 72", 78", 84", 90", 96"

Width: 24", 30", 36",48"

Base Height:06 Base, Low Base, TLEG (Flush Merch Panel Only)

Exterior Panel Type: Martek, Peg, Martek 2 sided, Peg 2 sided

Interior Panel Type: Martek

Exterior Finish Type: Painted PLT Optional Catalog Colors, Unpainted N/A

Interior Panel Finish Type: Painted PLT Optional Catalog Colors Unpainted N/A

Frame Standard Finish: PLT, Optional Catalog Colors

Base Angle Finish: CHR, Optional Catalog Colors for Base Height TLEG

Suffix Key

PLT	- Platinum
CHR	- Charcoal Black
N/A	- No Finish