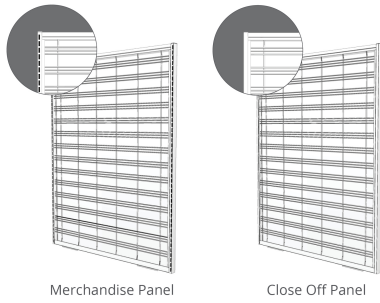


| You are in: Lozier > Products > Merchandise and Close Off Panels Wiregrid

Merchandise and Close Off Panels Wiregrid

Part Number:



Product Details:

Merchandise Panels:

Two Merchandise Panel styles available: Flush(FMP) and Full Height (FHMP)
All frames are slotted to accept most standard Lozier Shelves and Accessories
Frames are punched to accept Double Stem Mount Sign Holder Frame (tapered style)
Accepts Accessory Panels and Connectors
Upright End Trims not required and can be deleted from Island End

Close Off Panels:

Two Close Off Panel styles available: Flush (FCP), Full Height Flush (FHCP)
All frames are unslotted
Frames are punched to accept Double Stem Mount Sign Holder Frame (tapered style)
Upright End Trims not required and can be deleted from Island End

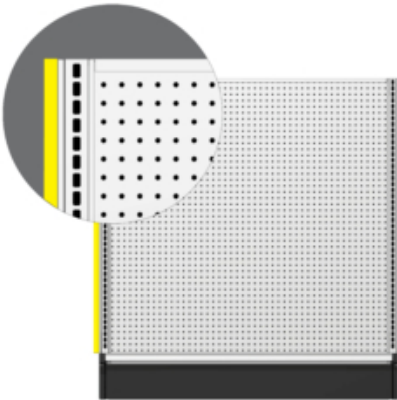
See Installation Instructions for load capacities and limitations

When Merchandising Panels are used on a fixture where the first shelving section behind the Panels is not equipped with Shelves that engage into the Upright slots, Top Rail Hold Down Kits (HMA4381) must be installed. Failure to do this could allow the Top Rail to become disengaged and the fixture to fall over, causing property damage or personal injury.

Product Options and Numbers


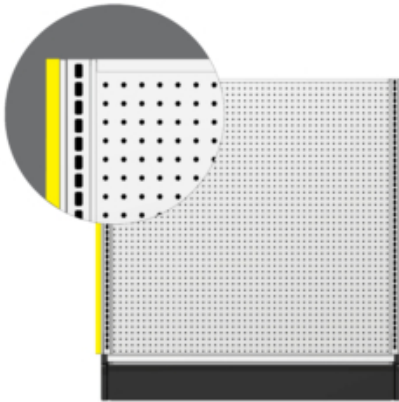
Flush Merchandise Panel

- Use on Islands with different sized Base Decks on both sides (accommodates up to a 9" difference)
- Top of Panel is flush with top of Uprites
- Hangs on outside of Uprite
- Only Merchandise Panel compatible with T-Leg Base
- Compatible with all Gondola Back options except Open Backs
- Compatible with End Deck



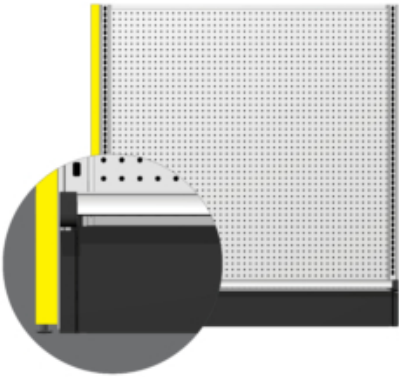
Flush Close Off Panel

- Use on Islands with same or different sized Base Decks on both sides (accommodates up to a 9" difference)
- Top of Panel is flush with top of Upright
- Hangs on outside of Upright
- Compatible with End Deck
- Only Close Off Panel compatible with T-Leg




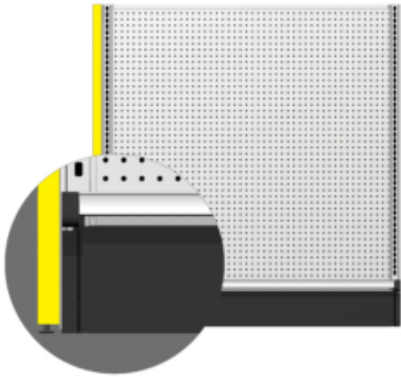
Full Height Merchandise Panel

- Full Height version of Flush Merchandising Panel (accommodates up to a 9" difference)
- Panel extends past the Base End Trim and rests on the floor with leveling legs
- Compatible with all Gondola Back options except Open Backs
- Not compatible with End Deck



Full Height Close Off Panel

- Full Height version of Flush Close Off Panel (accommodates up to a 9" difference)
- Panel extends past the Base End Trim and rests on the floor with leveling legs
- Compatible with all Gondola Back options except Open Backs
- Not compatible with End Deck



Merchandising Panel / Close Off Panel, Wiregrid

Style: Flush Merch Panel; Full Ht Merch Panel; Flush Closeoff Panel; Full Ht Closeoff Panel

Height: 42", 48", 54", 60", 66", 72", 78", 84", 90", 96"

Width: 24", 30", 36", 48"

Base Height: 06 Base, Low Base, TLEG (Flush Merch Panel Only)

Exterior Panel Type: 3x3 Wiregrid, Slotgrid, Multigrid, Louvergrid

Interior Panel: Yes, No If YES, Type: Martek 2 sides

Exterior Finish Type: Painted PLT Optional Catalog Colors

Interior Panel Finish Type: Painted PLT Optional Catalog Colors Unpainted N/A

Frame Standard Finish: PLT, Optional Catalog Colors

Base Angle Finish: CHR, Optional Catalog Colors for Base Height TLEG