


| You are in: [Lozier](#) > [Products](#) > [Three Way End Cap with Wood Pallet Jack Base](#)

# Three Way End Cap with Wood Pallet Jack Base

Part Number:



Help transition customers from one aisle to the next with a Three-Way End Cap. Sides offer a unique merchandising opportunity while the Wood Pallet Jack Base provides additional load capacity for the entire End Cap.

## Product Details:

## How to Order

---

This End Cap features a combination of Lozier Products. See below for details.


## Pallet Jack Wood Base with Top Connector

---

Contact your Sales Rep for ordering Information

## Product Options and Numbers

Part #: [FDA391\\_](#)




## **Front End Merchandising Panel**

---

Contact your Sales Rep for ordering Information

### **Product Options and Numbers**

Part #: [EFC550\\_](#)




## **Rear End Panel**

---

Contact your Sales Rep for ordering Information

### **Product Options and Numbers**

Part #: [EPA771\\_](#)




## **Side Panel**

---

Contact your Sales Rep for ordering Information

### **Product Options and Numbers**

Part #: [EFC551\\_](#)




## **EMP Diagonal Strap**

---

Contact your Sales Rep for ordering Information


## Product Options and Numbers

Part #: **EFC554\_**



## TL Shelf

- Two position tilt-in Shelf with extended bracket
- Angular adjustment: flat or 17° downslope
- Molding accommodates a 1.235" tag
- 1/4" perforations for clip-on accessories
- Can order with Aluminum Tag Moldings installed or can order Molding for Shelf separately



## Product Options and Numbers

Example Part #: **TL 4 19 N PLT**

TL Shelf: **TL**

Width: 2', 30", 3', **4'**

Depth: 7", 10", 13", 15", 16", 17", **19"**, 20", 22", 25", 28", 31"

Molding: **N**, M13S, M35S

Standard Finish: **PLT**, Optional Catalog Colors

### Suffix Key

<b>N</b>	- No Molding
<b>M13S</b>	- M13 Satin Molding
<b>M35S</b>	- M35 Satin Molding
<b>PLT</b>	- Platinum


Shelf Depth	Downslope	
	Flat	17°
<b>7"</b>	300 lbs	300 lbs

<b>10" - 25"</b>	500 lbs	250 lbs
<b>28" &amp; 31"</b>	400 lbs	200 lbs

Lbs. evenly distributed

## DL Shelf

- Three position, drop-in shelf with extended bracket
- Angular adjustment: flat, 17° or 30° downslope
- 1/4" perforations for clip-on accessories
- Can order with Aluminum Tag Molding or can order Molding for shelf separ



## Product Options and Numbers

Example Part #: **DL 4 19 N PLT**

**DL Shelf:** **DL**

**Width:** 2', 30", 3', 4'

**Depth:** 7", 10", 13", 15", 16", 17", **19"**, 20", 22", 25", 28", 31"

**Molding:** **N**, M13S, M35S

**Standard Finish:** **PLT**, Optional Catalog Colors

### Suffix Key

<b>N</b>	- No Molding
<b>M13S</b>	- M13 Satin Molding
<b>M35S</b>	- M35 Satin Molding
<b>PLT</b>	- Platinum

Shelf Depth	Downslope		
	Flat	17°	30°
<b>7"</b>	300 lbs	300 lbs	125 lbs
<b>10" - 19"</b>	500 lbs	250 lbs	250 lbs
<b>20" - 25"</b>	500 lbs	250 lbs	125 lbs
<b>28" &amp; 31"</b>	400 lbs	200 lbs	100 lbs

Lbs. evenly distributed.