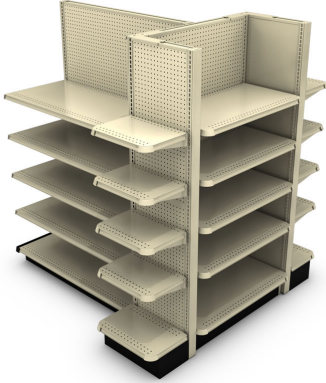


| You are in: [Lozier](#) > [Products](#) > [End Cap with End Display Wings](#)

End Cap with End Display Wings

Part Number:



Contoured End Display featuring Contoured End Display Wings

Product Details:

How to Order

This End Cap features a combination of Lozier Products.
See below for details.

Contoured End Display

- Same as Wall End Display, except uses Contoured End Decks, Contoured End Shelves, and Contoured Base Bracket End Trims
- Order Shelves separately
- Order Gap Filler separately when unit is wider than Island
- Actual width of unit equals nominal width plus 2"
- Base End Trim and Closed Base Front available in CHR only



TO ORDER OTHER BACK STYLES

- Delete the Peg Front and/or Marteck Rear Back(s) and replace with the desired Back(s)
- If Slotwall Backs desired, order required Rails

TO ORDER DECKS WITH ALUMINUM MOLDING

- Delete Standard Deck and add Deck with Molding

Product Options and Numbers

Example Part #: **CED 4 60 22 06 S P M PLT PLT PLT**

Contoured End Display: **CED**

Unit Width: 2', 30", 3', **4'**

Upright Height: 48", 54", **60"**, 66", 72", 78", 84", 90", 96"

Base Deck Depth: 13", 16", 19", **22"**, 25"

Base Height: **06**, LB

Spring Locking Base Bracket: **S**

Front Back Style: **P**

Rear Back Style: **M**

Uprights and Upright Trim Standard Finish: **PLT**, Optional Catalog Colors

Back and Rail Standard Finish: **PLT**, Optional Catalog Colors

Deck Standard Finish: **PLT**, Optional Catalog Colors

Suffix Key


LB - Low Base (6"H)

- 06** - 06 Base (8"H)
- P** - Pegboard Back
- M** - Marteck Back
- PLT** - Platinum

CED SIZES									
Depth	Height								
	48"	54"	60"	66"	72"	78"	84"	90"	96"
13"			N/A	N/A	N/A	N/A	N/A	N/A	N/A
16"						N/A	N/A	N/A	N/A
19"									N/A
22"									
25"									

Contoured End Shelves

- Features rounded corners
- 1.235" Tag Molding formed on three sides
- Optional Aluminum Tag Molding wraps continuously around all three sides (matches M13 profile)
- Will not accommodate Wire Fronts
- Evenly distributed load of 300 lbs per Shelf



Product Options and Numbers

Example Part #: **CES 4 10 N PLT**

Contoured End Shelf: **CES**

Unit Width: 2', 30", 3', **4'**

Shelf Depth: **10"**, 13", 15", 16", 17", 19", 22"


Aluminum Tag Molding: MS, MG, **N**

Standard Finish: **PLT**, Optional Catalog Colors

Suffix Key	
MS	- Satin Molding
MG	- Gold Molding
N	- No Molding
PLT	- Platinum

Contoured End Decks

- Features rounded corners
- 1.235" Tag Molding formed on three sides
- Optional Aluminum Tag Molding wraps continuously around all three sides (matches M13 profile)
- Will not accommodate Wire Fronts
- Evenly distributed load of 600 lbs per Deck



Product Options and Numbers

Example Part #: **CED 4 13 MS PLT**

Contoured End Deck: **CED**

Unit Width: 2', 30", 3', 4'

Deck Depth: **13"**, 16", 22", 25"

Aluminum Tag Molding: **MS**, MG, N

Standard Finish: **PLT**, Optional Catalog Colors

Suffix Key	
MS	- Satin Molding
MG	- Gold Molding
N	- No Molding
PLT	- Platinum

Stabilizer for WED or CED Wings

Contact your Sales Rep for ordering Information

Product Options and Numbers

Part #: [HMA883](#)

