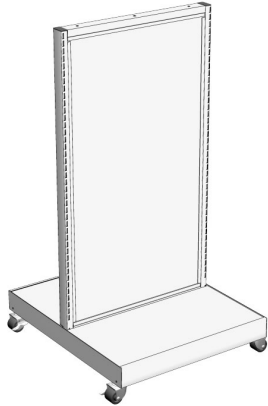


| You are in: [Lozier](#) > [Products](#) > [Mobile Tubular Two-Way Merchandiser](#)

# Mobile Tubular Two-Way Merchandiser

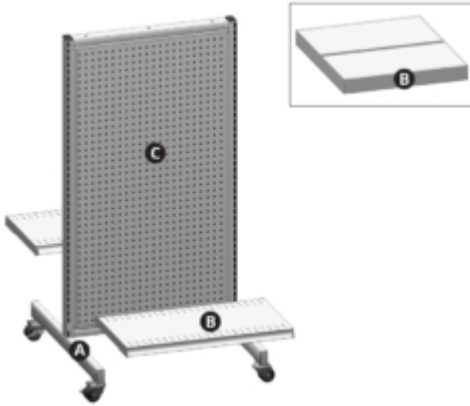
Part Number:



The Mobile Two-Way Merchandiser is available with four styles: S-Style Base Deck, Square Front, Framed with Insert and No Base.

## Product Details:

- Streamlined appearance utilizing 1" x 2" welded tubular construction
- Push-in style casters with 2" wheels
- Available with Pegboard, Marteck, or Multi-Grid Back Panels
- Narrow 1" on center vertical slotting offers a sleek, softlines appearance
- Accepts most Lozier display shelves and accessories (ordered separately)
- Base styles: No Base, S-Series (no molding), Square Front; Frame w/Insert
- S-Series and Square Front Decks punched to accept accessories
- Optional vertical or horizontal sign frames provide opportunity for graphic presentation
- Side merchandising available via optional Wire Wing panels
- Evenly distributed load rating 800 lbs (400 lbs per side)



- **Base unit consists of (Ordered Separately):**

- **A** -(1) Mobile Tubular Two-Way Merchandiser Center Frame

- **B**- (2) Mobile Tubular Two-Way Deck style Base Decks or (1) Deck Frame with inserts (Optional)

- **C** -(2) Mobile Tubular Two-Way System Backs

- **Optional Accessories:**

- Mobile Tubular Two-Way Merchandiser Wire Wing Panel

- Mobile Tubular Two-Way Horizontal Sign Holder

- Mobile Tubular Two-Way Vertical Sign Holder

- Mobile Tubular Two-Way Top Cap

## How to Order

---

### Mobile Tubular Two-Way Caster Frame

---

- Includes (2) 1" x 2" welded tubular construction and (2) Spanners
- Accepts 1/4" backs, flush both sides
- Push-in style casters with 2" wheels

### Product Options and Numbers

Example Part #: **T2W CF 2 48 16 D PLT**



Tube Two-Way: **T2W**

Caster Frame: **CF**

Width: **2',3'**

Height: **48"**, 54", 60"

Depth: 10", 13", **16"**, 19" (depth both sides)

Double Retainer: **D**

Standard Finish: **PLT**, Optional Catalog Colors

Suffix Key	
<b>T2W</b>	- Two-Way Merchandiser
<b>CF</b>	- Caster Frame
<b>D</b>	- Double Retainer


  

Colors	
<b>PLT</b>	- Platinum

## Tubular System Deck

---

- Available in S-Series and Square Front
- S-Series and Square Front Decks punched front and rear to accept fencing and other accessories.



### Product Options and Numbers

Example Part #: **T SD 2 16 N PLT**

Tube Two-Way Deck: **T**

Deck Type: **SD**, SF

Width: **2',3'**

Depth: 10", 13", **16"**, 19"

Molding: **N**(Omit for SF)


**Standard Finish:** **PLT**, Optional Catalog Colors

Suffix Key	
<b>SD</b>	- S-Series Deck
<b>SF</b>	- Square Front
<b>FI</b>	- Frames Base w/insert
<b>N</b>	- No molding
<b>PLT</b>	- Platinum

## Mobile Tubular Two-Way Deck Frame with Inserts

---

- Provides upscale appearance
- Laminated or Melamine insert



### Product Options and Numbers

Example Part #: **T2WFI 2 16 8HS**

**Tube Two-Way Deck Frame with Insert:** **T2WFI**

**Width:** 2', 3'

**Depth:** 10", 13", **16"**, 19" (depth both sides)

**Standard Finish:** **8HS**, Contact Product Management for multiple finish codes

This product requires a color selection for: Deck finish and Laminate or Melamine finish. Please view Optional Catalog Colors, Melamines, and Laminates.

Suffix Key	
<b>8HS</b>	- Platinum (PLT) Deck Frame and Platinum (MA1) Melamine

## Tubular System Backs

---

Available with Pegboard, Martek, or Multi-Grid Back Panels

## Product Options and Numbers

Example Part #: **TUB 2 48 P PLT**


Tube Two-Way Back: **TUB**

Width: **2', 3', 4'**

Merchandise Height: **48", 54", 60", 66", 72"**

Back Style: **P, M, MG**

Standard Finish: **PLT**, Optional Catalog Colors




### Suffix Key

<b>P</b>	- Pegboard
<b>M</b>	- Marteck
<b>MG</b>	- Multi-Grid
<b>PLT</b>	- Platinum

## Mobile Tubular Two-Way Top Cap

---

- Decorative Top Cap installs down top of tube Two-Way
- No hardware required
- Provides smooth, clean look on top of the displayer
- When installed, top slots are available to accept other accessories
- Not compatible with Horizontal or Vertical Sign Holders or Wire Wing Panels



## Product Options and Numbers

Example Part #: **T2W TC 2 PLT**

Tube Two Way Merchandise: **T2W**

Top Cap: **TC**

Width: **2',3'**

Standard Finish: **PLT**, Optional Catalog Colors

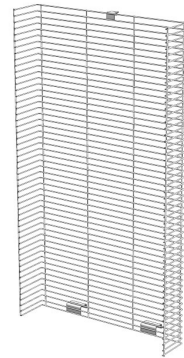
#### Suffix Key

**PLT** - Platinum

## Mobile Tubular Two-Way Wire Wing Panel

---

- Mounts centered on Two-Way Merchandiser Frame
- No loose hardware
- Fully wrapped Wire Wings
- Accepts Wire Wing Panel/Crossbar Hooks
- Not compatible with Tube Two-Way Top Cap or FI Frame w/Insert Base
- Carton Rounding: 2



### Product Options and Numbers

Example Part #: **TUWWP 48 2 PLT**

Tubular Two Way Wire Wing Panel: **TUWWP**

Wing Panel Height: **48"**, 54", 60"

Wing Panel Width: **2',3'**

Standard Finish: **PLT**, Optional Catalog Colors

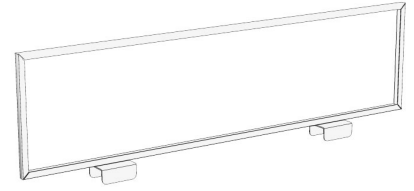
#### Suffix Key

**PLT** - Platinum

## Mobile Tubular Two-Way Horizontal Sign Holder

---

- Mounts on top tube via integral clamps
- Side load Sign
- Accepts up to 3/32" thick signage
- Sign size same as Nominal Sign Holder



## Product Options and Numbers

Example Part #: **T2W H SH 2 6 PLT**

Tube Two Way Merchandiser: **T2W**

Sign Type: **H**

Sign Holder: **SH**

Width: **2', 3', 4'**

Height: **4", 6"**

Standard Finish: **PLT**, Optional Catalog Colors

### Suffix Key

<b>PLT</b>	- Platinum
<b>H</b>	- Horizontal

## Mobile Tubular Two-Way Vertical Sign Holder

- Mounts down top of Tubular Upright/Frame and saddles over T-Legs
- Not compatible with Tube Two-Way w/Frame Insert Base or Tube Two-Way Top Cap
- Top load Sign
- Recommended sign thickness: 3/16" - 1/4"
- Width: Same as Nominal, Height: Nominal minus 1 3/4"



## Product Options and Numbers

Example Part #: **T2W V SH 48 12 PLT**

**Tube Two Way Merchandiser: T2W**

**Sign Type: V**

**Sign Holder: SH**

**Height: 48", 54", 60"**

**Width: 12", 18"**

**Standard Finish: PLT, Optional Catalog Colors**

**Suffix Key**

**PLT** - Platinum

**V** - Vertical