

| You are in: [Lozier](#) > [Products](#) > [Tubular Table Merchandiser](#)

# Tubular Table Merchandiser

Part Number:



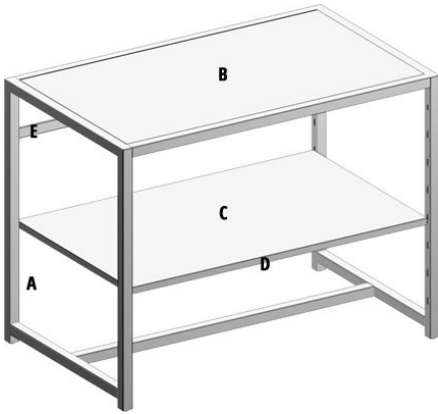
Lozier's freestanding Tubular Table Merchandiser is a versatile addition to your retail space. Various sizes provide opportunity to position smaller and larger tables in a nested set, and caster or leveler legs offer even more flexibility. Product can be merchandised in a variety of ways with different shelf styles and hang tubes. Used independently or in groups, the tables are great merchandisers that can be used in conjunction with Lozier's Tubular Towers. Tables, upper shelves, lower shelves, lower shelf supports, and hang tubes sold separately.

## Product Details:

- Free standing tubular tables are versatile merchandisers that can be used independently or in groups
- Different size offerings provide opportunity to position smaller and larger tables in a nested set
- These tables are great merchandisers that can be used in conjunction with Tubular Towers also offered by Lozier
- Available leveler or caster designs offer flexibility to retailers to configure in a static or more fluid merchandising set
- Different shelf styles are available, as well as hang tubes that allow merchandising via hangers or saddle peg hooks
- Tables, upper shelves, lower shelves, lower shelf supports and hang tubes sold separately

## How to Order

---




Description	Qty.	Part #
<b>A</b> -Tubular Table Frame	One (1)	<b>TT503038_</b> (L leveler, C caster)
<b>B</b> -Tubular Table Top Shelf Level	One (1)	<b>TT_4727U</b> (MS metal, WS wood, GS glass)
<b>C</b> -Tubular Table Lower Shelf Level	Desired Qty	<b>TTMS4727L</b>
<b>D</b> - Tubular Table Shelf Support	Two (2) per lower shelf	<b>TTSS47</b>
<b>E</b> -Tubular Table Hang Tube	Desired Qty	<b>TTHT47</b>

## Tubular Table Frame

---

- Includes two end frames and three stretchers
  - Mid-depth bottom stretcher allows smaller table to nest under larger table
- Caster or leveler design available
- Available in combinations of two different lengths, depths, and heights
- Top Shelves available in laminated wood, metal, or tempered glass insert
- 1 1/2" square tubular construction
- Table Frame is slotted 4" on center vertically and accepts metal shelves or hang tubes
- Small Tubular Table can nest under large table up to half the depth when no lower shelves are installed on large table



Note: Caster design is 2 1/2" taller than nominal height

## Product Options and Numbers

Example Part #: **TT 50 30 38 L PLT**

**Tubular Table: TT**

**Table Length: 42", 50"**

**Table Depth: 24", 30"**

**Table Height: 28", 38"**

**Leveler/Caster: L,C**

**Standard Finish: PLT, Optional Catalog Colors**

Suffix Key	
PLT	- Platinum
C	- Caster
L	- Leveler

## Tubular Table Top Shelf

---

- Available in metal, laminated wood, or glass
- Smooth metal pan insert with integral hat channel supports
- 3/4" thick laminated wood insert with PVC edges
- 3/8" thick tempered glass insert with cushioning bumpers
- Order top shelf insert 3" less than frame length and depth



## Product Options and Numbers

Example Part #: **TT MS 47 27 U PLT**

**Tubular Table:** **TT**

**Top Shelf Style:** **MS**, **WS**, **GS**

**Shelf Length:** 39" (small table), **47"** (large table)

**Shelf Depth:** 21" (small table), **27"** (large table)

**Upper Shelf:** **U**

**Standard Finish:** [Optional Catalog Colors](#), [Standard Catalog Laminates](#) or **CLR**

Suffix Key	
<b>PLT</b>	- Platinum
<b>MS</b>	- Metal Shelf
<b>WS</b>	- Wood Shelf
<b>GS</b>	- Glass Shelf
<b>CLR</b>	- Clear

## Tubular Table Tower Lower Shelf

- Metal pan shelf supported by loose shelf supports
- Requires two (2) shelf supports per shelf, ordered separately (TTSS\_)
- Welded hat channel supports integral to the lower shelf



## Product Options and Numbers

Example Part #: **TT MS 47 27 L PLT**

**Tubular Table:** **TT**

**Top Shelf Style:** **MS**

**Shelf Length:** 39" (small table), **47"** (large table)

**Shelf Depth:** 21" (small table), **27"** (large table)


**Lower Shelf:** **L**

**Standard Finish:** **PLT**, [Optional Catalog Colors](#)

Suffix Key	
<b>PLT</b>	- Platinum

## Tubular Table Shelf Support

- Formed angle installs in slotted Tubular Table Frame to support Tubular Table Lower Shelf
- Order two (2) for every Tubular Table Lower Shelf



## Product Options and Numbers

Example Part #: **TT SS 47 PLT**

**Tubular Table:** **TT**

**Shelf Support:** **SS**

**Shelf Length:** 39" (small table), **47"** (large table)

Standard Finish: **PLT**, [Optional Catalog Colors](#)

#### Suffix Key

**PLT** - Platinum

## Tubular Table Hang Tube

---

- Hang tube installs in Tubular Table Frame slots on inside of vertical tubes
- 1/2" x 1 1/2" tube construction accepts most hanger styles and saddle peg hooks
- Available for large table only



## Product Options and Numbers

Example Part #: **TT HT 47 PLT**

Tubular Table: **TT**

Hang Tube: **HT**

Tube Length: **47"**

Standard Finish: **PLT**, [Optional Catalog Colors](#)

#### Suffix Key

**PLT** - Platinum