


| You are in: Lozier > Products > Island Section (1/4" Backs)

# Island Section (1/4" Backs)

Part Number:



## Product Details:

### Standard Duty- Load Rating

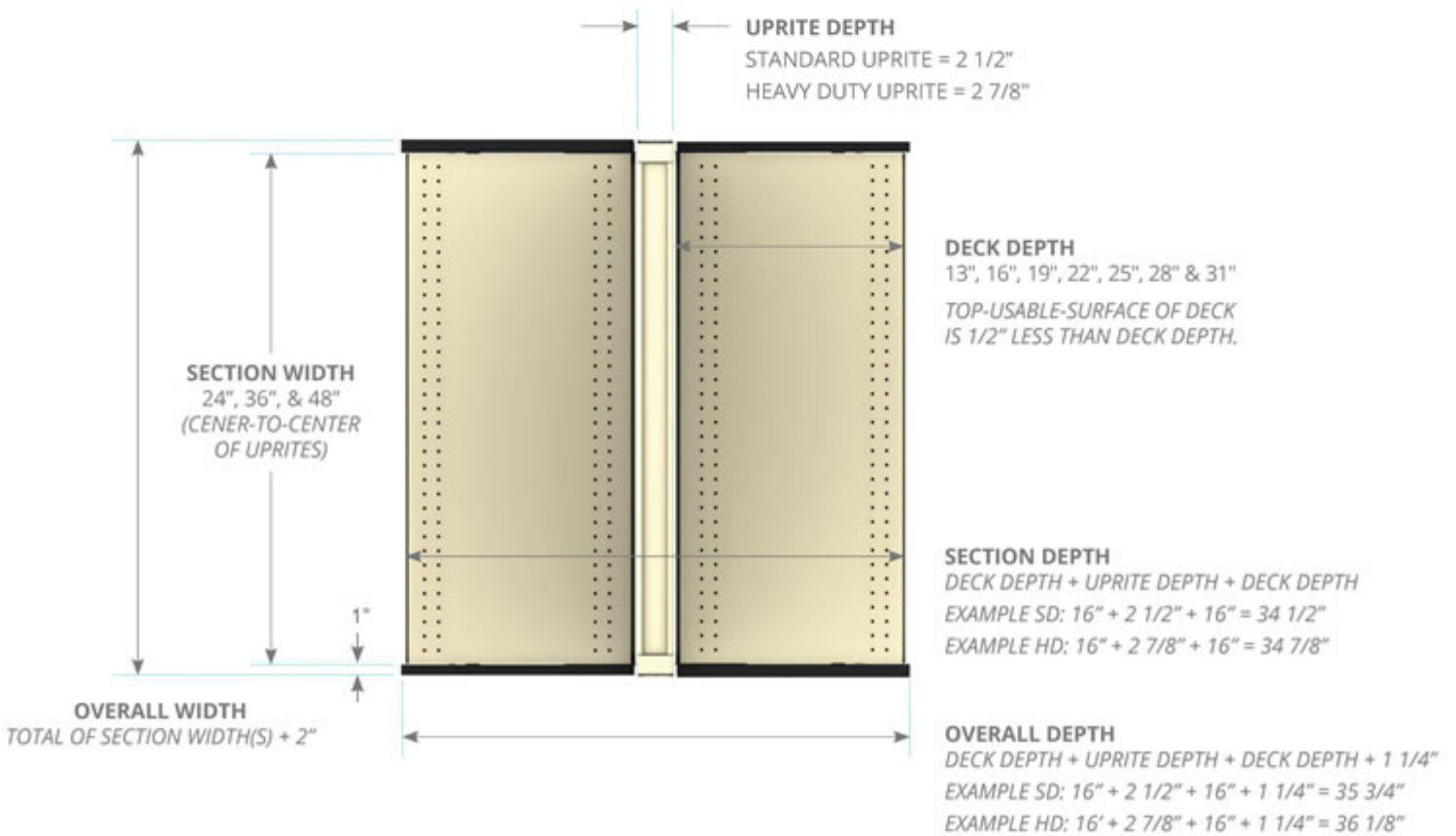
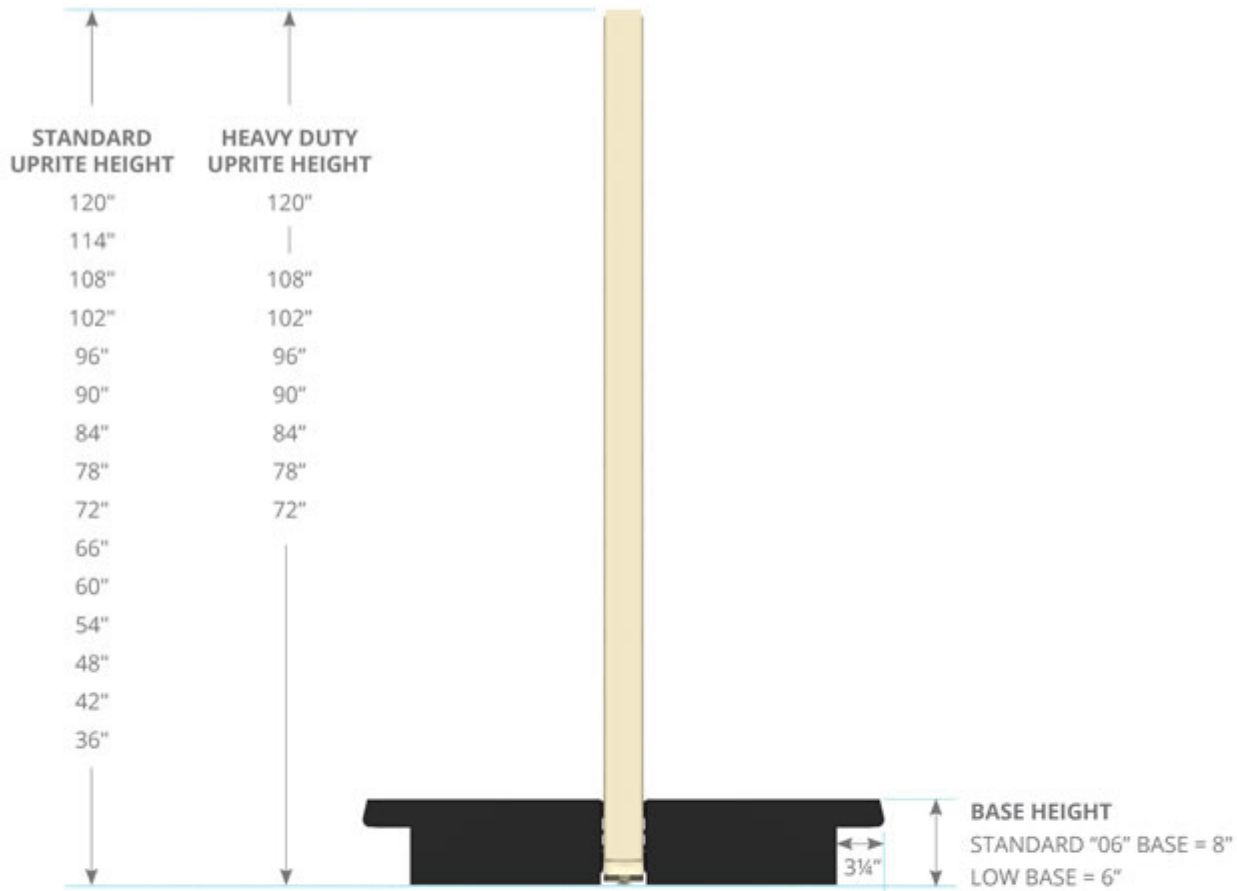
- Low Base -15,000 inch lbs unbalanced
- 06 Base- 12,000 inch lbs unbalanced

### Heavy Duty- Load Rating


- Low Base -18,000 inch lbs unbalanced
- 06 Base- 20,000 inch lbs unbalanced

## DIMENSIONS







BACK OPTIONS




Pegboard




Marteck




Peg Woodgrain



Woodgrain



Slotwall w/ Inserts



Slotwall



Econo Marteck

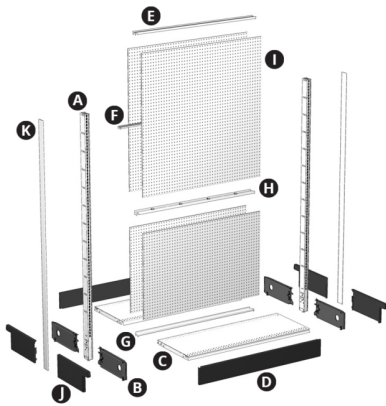
## How to Order

---

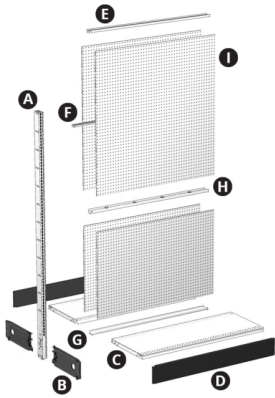
|  | STARTER<br>QTY.   | ADD-<br>ON<br>QTY.   |
|--|-------------------|----------------------|
| <b>A.</b> Upright<br>Base Bracket  | 2                 | 1                    |
| <b>B.</b> (Standard or Heavy<br>Duty)<br>Deck (Standard or<br>Heavy Duty)                                    | 4                 | 2                    |
| <b>C.</b> Base Front (Open or<br>Closed)   | 2                 | 2                    |
| <b>D.</b> Top Rail   | 1                 | 1                    |
| <b>E.</b> Center Rail (2 per<br>section 96H-120H)  | 1 or 2            | 1 or 2               |
| <b>F.</b> Bottom Rail  | 1                 | 1                    |
| <b>G.</b> Splicer Rail (Sections<br>78H-120H) Use 2 top<br>rails for splicer on 2'<br>and 30" wide sections. | 1                 | 1                    |
| <b>H.</b> Back Material (1 or 2<br>per side)   | See Back<br>Chart | See<br>Back<br>Chart |

|                         |   |   |
|-------------------------|---|---|
| J. Base End Trim (Pair) | 1 | 0 |
| K. Upright End Trim     | 2 | 0 |

**ISLAND SECTION STARTER**



**ISLAND SECTION ADD-ON**



## ORDERING INSTRUCTIONS FOR ISLAND SECTIONS 1/4" BACK MATERIAL

---

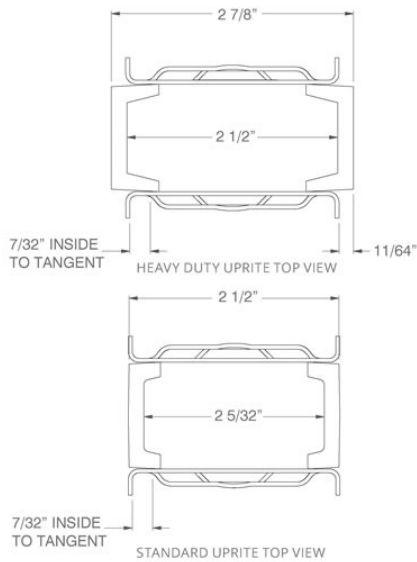
|  | STARTER<br>QTY. | ADD-<br>ON<br>QTY. |
|--|-----------------|--------------------|
| Uprite (Standard or<br><b>A.</b> Heavy Duty)     | 2               | 1                  |
| Base Set (Standard<br><b>B.</b> or Heavy Duty)   | 2               | 2                  |
| Hardboard Back and<br><b>C.</b> Rail Set 2-Sided | 1               | 1                  |
| <b>D.</b> Uprite End Trim                        | 2               | 0                  |

## Uprites

---

- 3/16" thick face channel
- 1" slotted on center for maximum flexibility
- Use for Wall and Island Sections
- Steel welded construction
- Includes side flanges to retain Back material, leveling leg for uneven floors
- Includes Top Caps on Uprites 36"-66"H





## Product Options and Numbers

Example Part #: **U 42 PLT**

**Uprite:** **U**, UH

**U Height:** 30", 36", **42"**, 48", 54", 60", 66", 72", 78", 84", 90", 96", 102", 108", 114", 120"

**UH Height:** 72", 78", 84", 90", 96", 108", 120"

**Standard Finish:** **PLT**, Optional Catalog Colors

### Suffix Key


|            |                     |
|------------|---------------------|
| <b>PLT</b> | - Platinum          |
| <b>U</b>   | - Uprite            |
| <b>UH</b>  | - Heavy Duty Uprite |

## Hardboard Back and Rail Set 2-Sided

---




- Set includes all rails and backs for a typical Island Section using hardboard backs.
- 1 hardboard back per side up to 72"H
- 2 hardboard backs per side 78"H - 120"H (See Back Chart for sizes)



## Product Options and Numbers

### INCLUDES:

- A. Top Rail
- B. Center Rail(s)
- C. Splicer Rail (if applicable) (Use 2 top rails for splicer on 2' and 30" wide sections)
- D. Bottom Rail
- E. Hardboard Backs



### HARDBOARD BACK AND RAIL SET 2-SIDED

**Width:** 24", 30", 36", 48"

**Upright Height:** 36", 42", 48", 54", 60", 66", 72", 78", 84", 90", 96", 102", 108", 114", 120"

**Back Finish Type Side A:** Painted, Unpainted

**Back Style Side A:** Martek, Martek Econo, Peg, Peg Woodgrain, Woodgrain

**Back Finish Type Side B:** Painted, Unpainted

**Back Style Side B:** Martek, Martek Econo, Peg, Peg Woodgrain, Woodgrain

**Back Finish Side B:** Martek or Peg PLT Optional Catalog Colors, Martek Econo N/A, Peg Woodgrain or Woodgrain IA1

## Rail Finish: PLT Optional Catalog Colors

### Suffix Key


|     |                |
|-----|----------------|
| N/A | - Unfinished   |
| PLT | - Platinum     |
| IA1 | - Oak Melamine |

## Base Set

---

- 06 or Low Base height
- Standard or Heavy Duty
- Starter and Add-On

Order 1 for each side of the gondola section (Starter or Add-On)



## Product Options and Numbers

### INCLUDES:

- A. Base Bracket(s) (Standard or Heavy Duty)
- B. Base Front (Open or Closed)
- C. S-Series Deck (Standard Duty-Optional Reinforced)
- D. Base End Trim

## BASE SET

**Type:** Add On, Starter

**Base Bracket Style:** Heavy Duty, Standard Duty

**Width:** 2', 30", 3', 4'

**Depth:** 13", 16", 19", 22", 25", 28", 31"

**Deck Style:** Heavy Duty, S-Style, S-Style Reinforced

**Molding Type:** M13 Painted, M13 Satin, M35 Painted, M35 Satin, M55 Painted, M55 Satin, No Molding, MR1 Painted, MR1 Satin

**Base Height:** 06 Base, Low Base

**Base Front Style:** Closed, Open

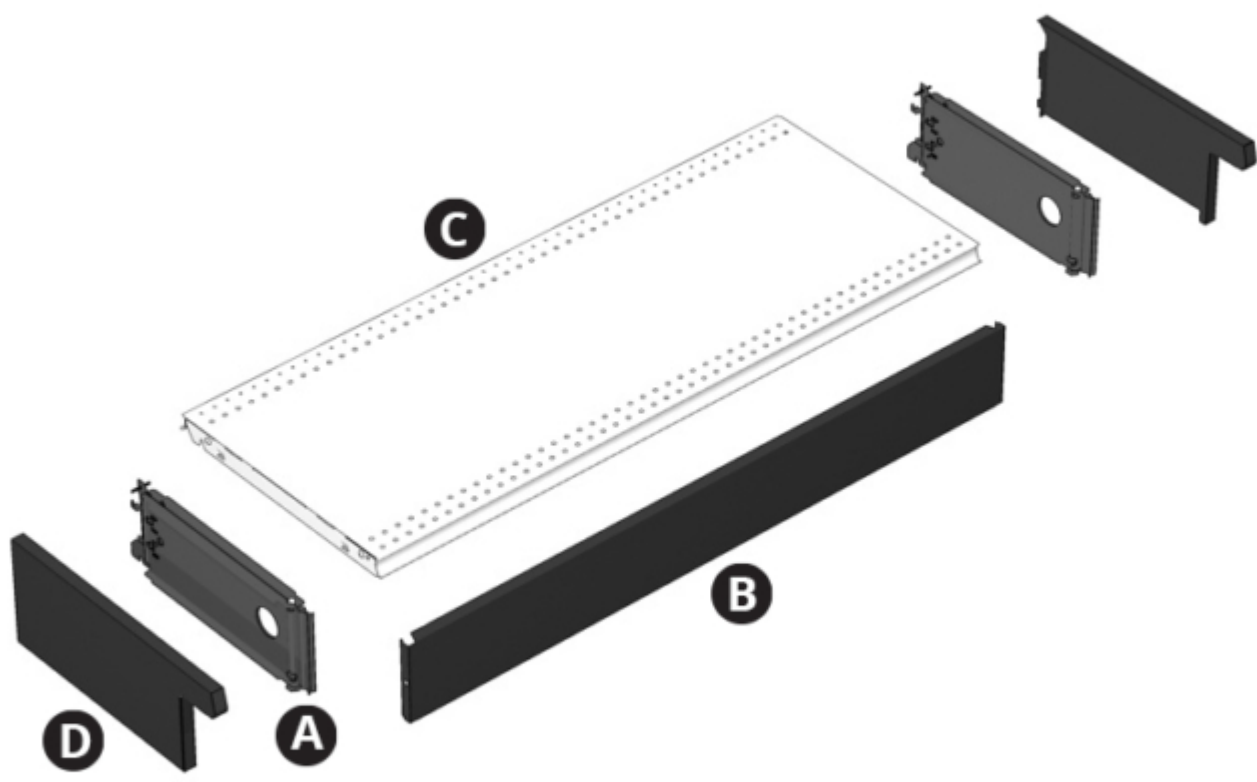
**Base Finish:** CHR

**Deck Finish:** PLT Optional Catalog Colors

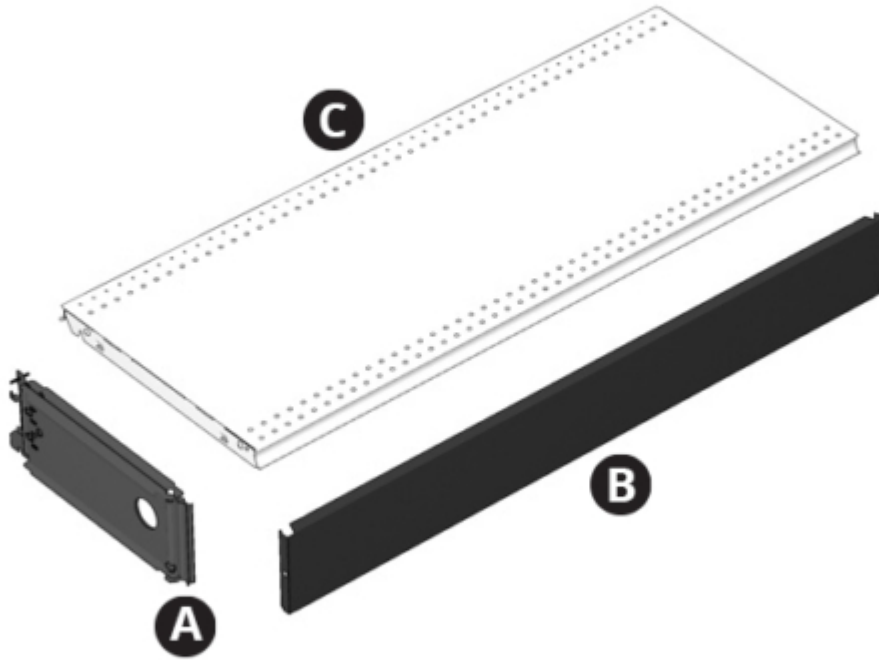
**Deck Top Finish:** LAX Optional Catalog Laminates (Laminated Decks Only-Requires MR1 Molding)

**Molding Finish:** Omit No Molding, SAT, PLT Painted Optional Catalog Colors

**STARTER**



ADD-ON



### Suffix Key

|            |                     |
|------------|---------------------|
| <b>CHR</b> | - Charcoal Black    |
| <b>LAX</b> | - Platinum Laminate |
| <b>PLT</b> | - Platinum          |
| <b>SAT</b> | - Satin Molding     |
| <b>M13</b> | - M13 Tag Molding   |
| <b>M35</b> | - M35 Tag Molding   |
| <b>M55</b> | - M55 Tag Molding   |

## Uprite and Extension Uprite End Trim

---

- One-piece trim (Two-pieces if 102"-144"H) snaps onto first and last Uprite or Extension Uprite in a run
- Can be used on both sides of Extension Uprites where Extension Backs are not used



### Product Options and Numbers

Example Part #: **UET 48 PLT**

Uprite/Extension Uprite End Trim: **UET**

Height: 6", 12", 18", 24", 30", 36", 42", **48"**, 54", 60", 66", 72", 78", 84", 90", 96", 102", 108", 114", 120"

Standard Finish: **PLT**, Optional Catalog Colors

#### Suffix Key

**PLT**

- Platinum