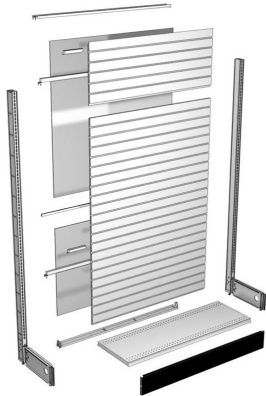


| You are in: [Lozier](#) > [Products](#) > [Back Rails \(Slotwall with Hardboard Backs\)](#)

Back Rails (Slotwall with Hardboard Backs)

Part Number: R



Product Details:

- Slotwall with Hardboard Island and Wall Sections require at least one Top, Slotwall Center, Hardboard Back Support Clip, and Heavy Duty Bottom Rail
- 36" - 66"H Uprite requires: one Center Rail and one Support Clip
- 72" - 144"H Uprite requires: two Center Rails, two Support Clips and one Half Splicer
- On Extension Uprites, use one Slotwall Center Rail on 12" - 60"H Uprites and two on 66" - 72"H Uprites
- Electrical knockouts included on Top Rails
- For 2' and 30" sections, use Standard Duty Bottom Rail (Heavy Duty Bottom Rail unavailable)

How to Order

Top Rail

- All Island and Wall Sections require one Top, Center and Bottom Rail
- 2' and 30" sections use two Top Rails to make a Splicer Rail
- Electrical knockouts included on all Rails



Product Options and Numbers

Example Part #: **R 4 T PLT**

Rails:R

Width: 2', 30", 3', 4'


Top Rail: T

Standard Finish: **PLT**,Optional Catalog Colors

Suffix Key	
PLT	- Platinum Color

Half Splicer Rail

- 72" - 144"H Uprite requires: two Center Rails, two Support Clips and one Half Splicer



Product Options and Numbers

Example Part #: **R 4 HS PLT**

Rails:R

Width: 2', 30", 3', 4'

Half Splicer Rail: **HS**

Standard Finish: **PLT**,Optional Catalog Colors

Suffix Key	
PLT	- Platinum Color

Slotwall Center Rail

- Slotwall Island and Wall Sections require at least one Top, Slotwall Center, and Heavy Duty Bottom Rail
- Order one Slotwall Center Rail for 36" - 66"H Uprites
- Order two Slotwall Center Rails for 72" - 144"H Uprites
- Use one Slotwall Center Rail on 12" - 48"H Extension Uprites



Product Options and Numbers

Example Part #: **R 4 SC PLT**

Rails:**R**

Width: 2', 30", 3', **4'**

Slotwall Center Rail: **SC**


Standard Finish: **PLT**

Suffix Key

PLT - Platinum Color

Bottom Rail

- All Island and Wall Sections require one Top, Center and Bottom Rail
- Electrical knockouts included on all Rails
- Also used for 2' and 30" Slotwall Backs



Product Options and Numbers

Example Part #: **R 4 B PLT**

Rails:**R**

Width: 2', 30", 3', **4'**


Bottom Rail: B

Standard Finish: PLT,Optional Catalog Colors

Suffix Key	
PLT	- Platinum Color

Heavy Duty Bottom Rail

- Slotwall Island and Wall Sections require at least one Top, Slotwall Center, and Heavy Duty Bottom Rail
- For use with 3' and 4' Slotwall Backs only
- For 2' and 30" Slotwall Backs use Bottom Rail



Product Options and Numbers

Example Part #: **R 4 HDB PLT**

Rails:R

Width: 3', 4'

Heavy Duty Bottom Rail: HDB

Standard Finish: PLT,Optional Catalog Colors

Suffix Key	
PLT	- Platinum Color