


| You are in: Lozier > Products > Island Section (1/4" Backs)

Island Section (1/4" Backs)

Part Number:



Product Details:

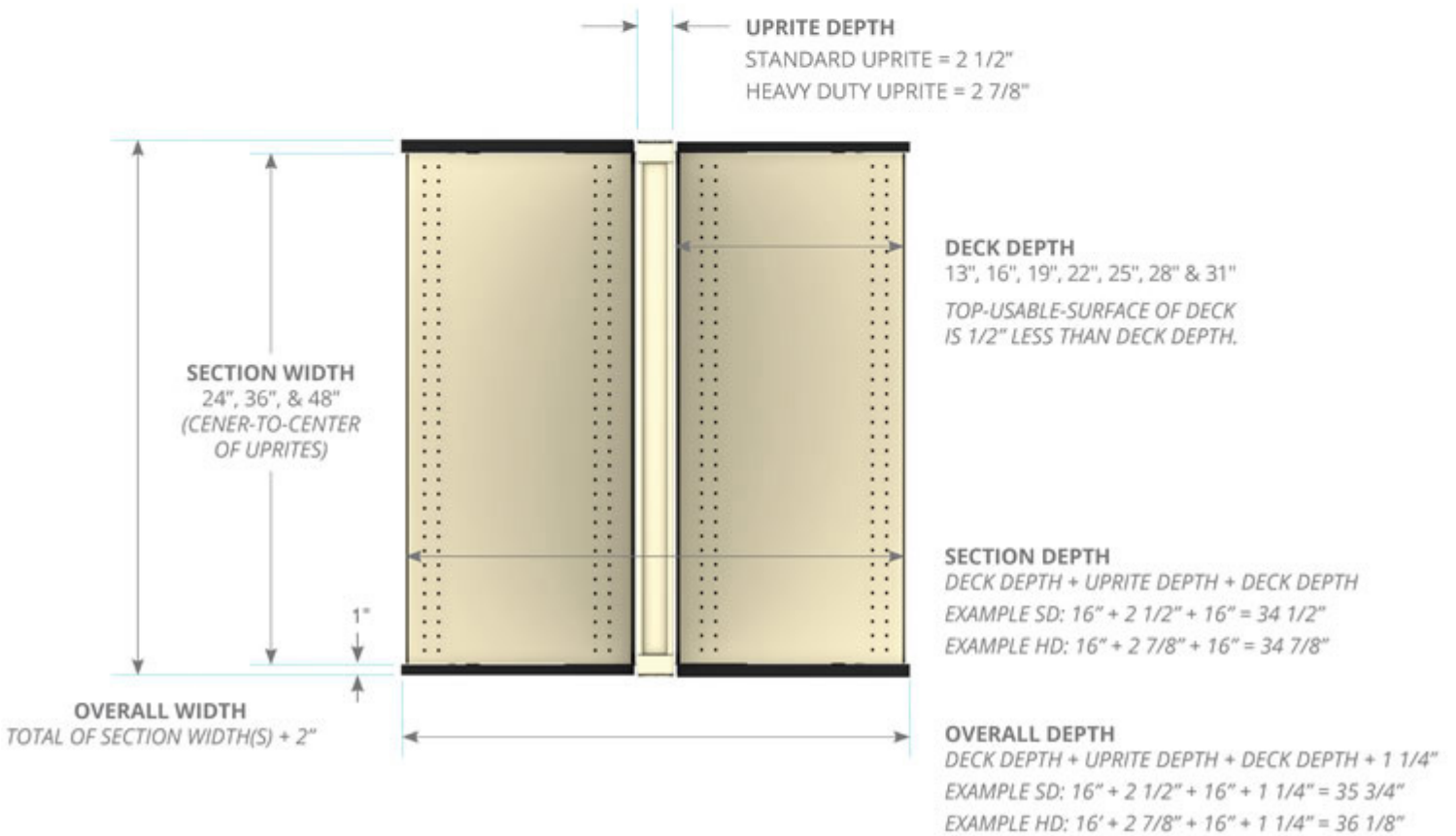
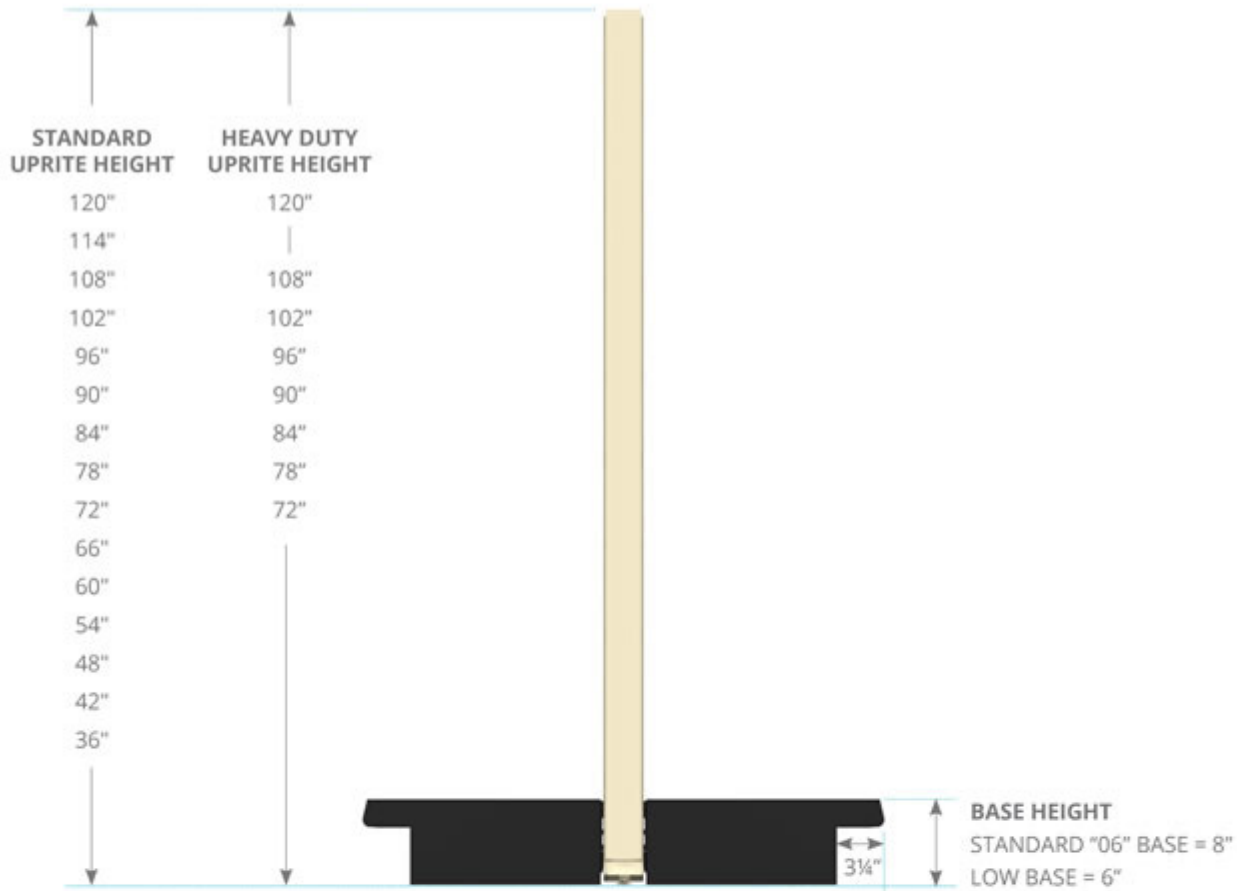
Standard Duty- Load Rating

- Low Base -15,000 inch lbs unbalanced
- 06 Base- 12,000 inch lbs unbalanced


Heavy Duty- Load Rating

- Low Base -18,000 inch lbs unbalanced
- 06 Base- 20,000 inch lbs unbalanced


DIMENSIONS




BACK OPTIONS



Pegboard




Marteck




Peg Woodgrain



Woodgrain



Slotwall w/ Inserts



Slotwall



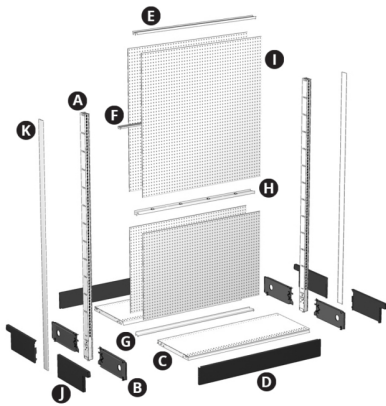
Econo Marteck

How to Order

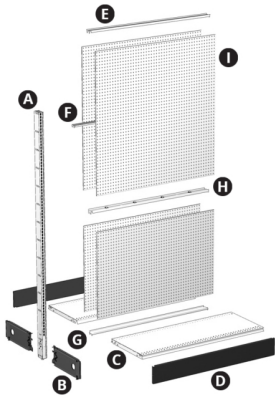
	STARTER QTY.	ADD- ON QTY.
A. Upright Base Bracket	2	1
B. (Standard or Heavy Duty) Deck (Standard or Heavy Duty)	4	2
C. Base Front (Open or Closed)	2	2
D. Top Rail	1	1
E. Center Rail (2 per section 96H-120H)	1 or 2	1 or 2
F. Bottom Rail	1	1
G. Splicer Rail (Sections 78H-120H) Use 2 top rails for splicer on 2' and 30" wide sections.	1	1
H. Back Material (1 or 2 per side)	See Back Chart	See Back Chart

J. Base End Trim (Pair)	1	0
K. Upright End Trim	2	0

ISLAND SECTION STARTER



ISLAND SECTION ADD-ON



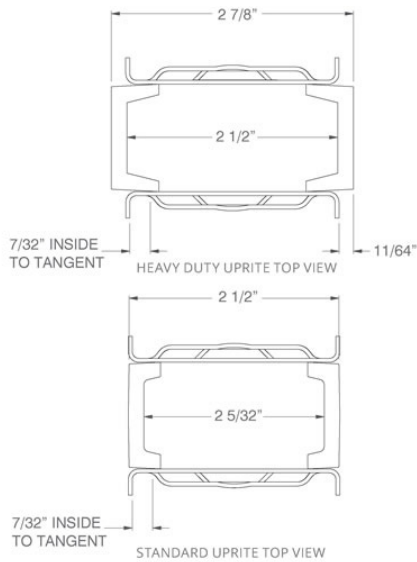
ORDERING INSTRUCTIONS FOR ISLAND SECTIONS 1/4" BACK MATERIAL

	STARTER QTY.	ADD- ON QTY.
Uprite (Standard or A. Heavy Duty)	2	1
Base Set (Standard B. or Heavy Duty)	2	2
Hardboard Back and C. Rail Set 2-Sided	1	1
D. Uprite End Trim	2	0

Uprites

- 3/16" thick face channel
- 1" slotted on center for maximum flexibility
- Use for Wall and Island Sections
- Steel welded construction
- Includes side flanges to retain Back material, leveling leg for uneven floors
- Includes Top Caps on Uprites 36"-66"H





Product Options and Numbers

Example Part #: **U 42 PLT**

Uprite: **U**, UH

U Height: 30", 36", **42"**, 48", 54", 60", 66", 72", 78", 84", 90", 96", 102", 108", 114", 120"

UH Height: 72", 78", 84", 90", 96", 108", 120"


Standard Finish: **PLT**, Optional Catalog Colors

Suffix Key

PLT	- Platinum
U	- Uprite
UH	- Heavy Duty Uprite

Hardboard Back and Rail Set 2-Sided


- Set includes all rails and backs for a typical Island Section using hardboard backs.
- 1 hardboard back per side up to 72"H
- 2 hardboard backs per side 78"H - 120"H (See Back Chart for sizes)



Product Options and Numbers

INCLUDES:

- A. Top Rail
- B. Center Rail(s)
- C. Splicer Rail (if applicable) (Use 2 top rails for splicer on 2' and 30" wide sections)
- D. Bottom Rail
- E. Hardboard Backs



HARDBOARD BACK AND RAIL SET 2-SIDED

Width: 24", 30", 36", 48"

Upright Height: 36", 42", 48", 54", 60", 66", 72", 78", 84", 90", 96", 102", 108", 114", 120"

Back Finish Type Side A: Painted, Unpainted

Back Style Side A: Martek, Martek Econo, Peg, Peg Woodgrain, Woodgrain

Back Finish Type Side B: Painted, Unpainted

Back Style Side B: Martek, Martek Econo, Peg, Peg Woodgrain, Woodgrain

Back Finish Side B: Martek or Peg PLT Optional Catalog Colors, Martek Econo N/A, Peg Woodgrain or Woodgrain IA1

Rail Finish: PLT Optional Catalog Colors


Suffix Key

N/A	- Unfinished
PLT	- Platinum
IA1	- Oak Melamine

Base Set

- 06 or Low Base height
- Standard or Heavy Duty
- Starter and Add-On

Order 1 for each side of the gondola section (Starter or Add-On)



Product Options and Numbers

INCLUDES:

- A. Base Bracket(s) (Standard or Heavy Duty)
- B. Base Front (Open or Closed)
- C. S-Series Deck (Standard Duty-Optional Reinforced)
- D. Base End Trim

BASE SET

Type: Add On, Starter

Base Bracket Style: Heavy Duty, Standard Duty

Width: 2', 30", 3', 4'

Depth: 13", 16", 19", 22", 25", 28", 31"

Deck Style: Heavy Duty, S-Style, S-Style Reinforced

Molding Type: M13 Painted, M13 Satin, M35 Painted, M35 Satin, M55 Painted, M55 Satin, No Molding, MR1 Painted, MR1 Satin

Base Height: 06 Base, Low Base

Base Front Style: Closed, Open

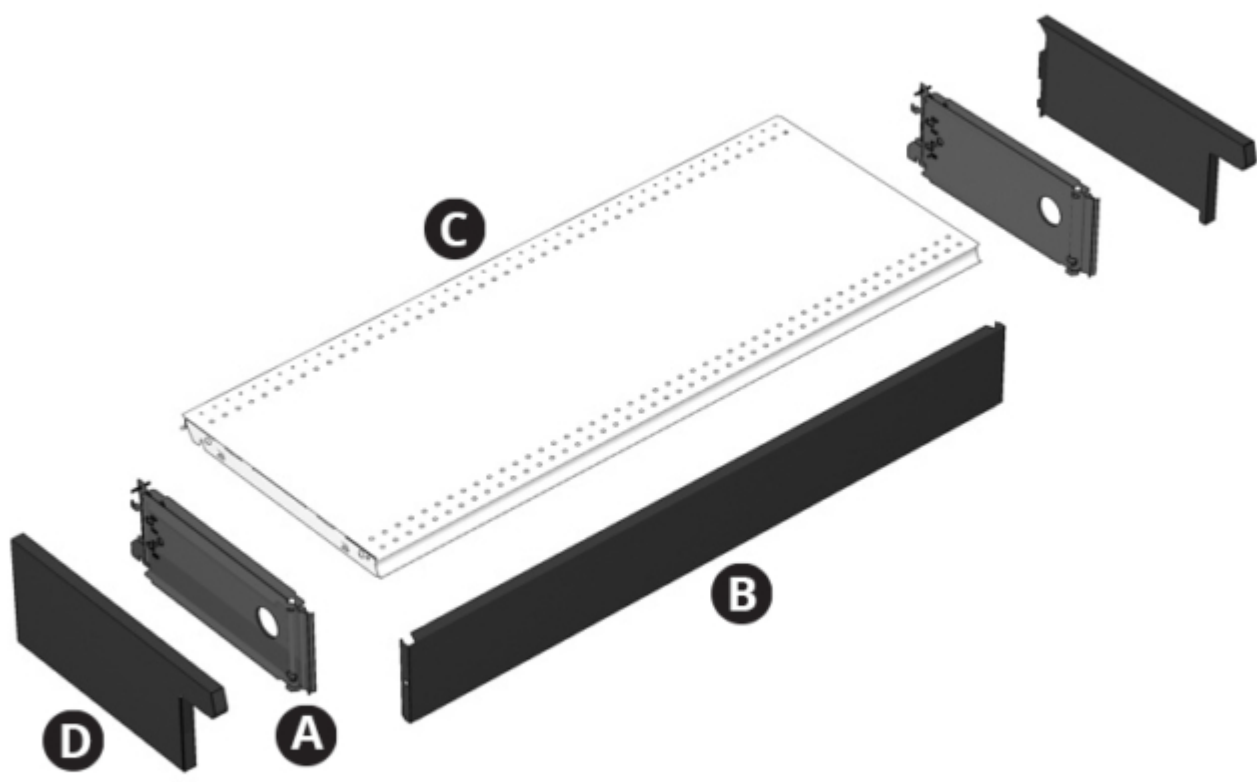
Base Finish: CHR

Deck Finish: PLT Optional Catalog Colors

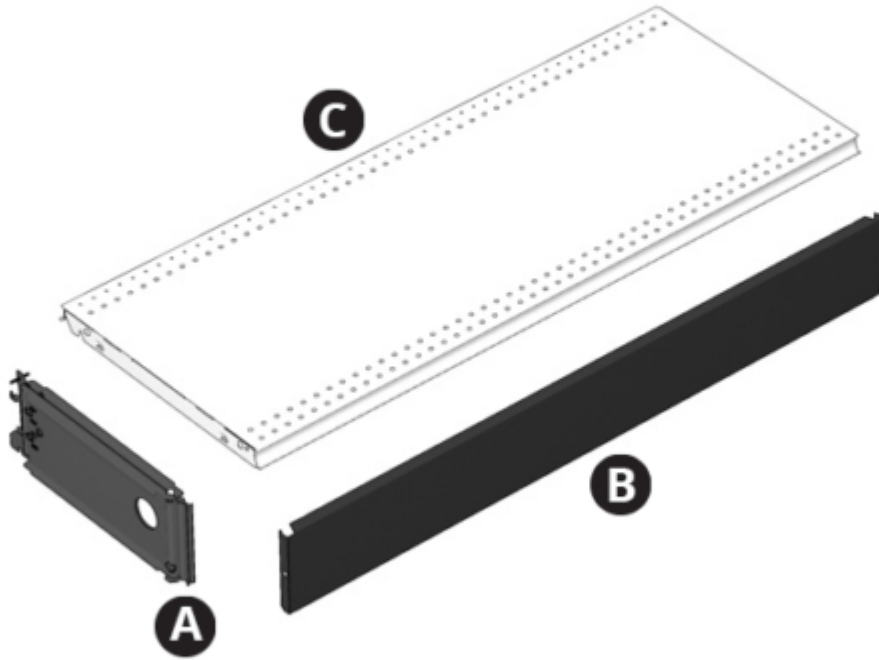
Deck Top Finish: LAX Optional Catalog Laminates (Laminated Decks Only-Requires MR1 Molding)

Molding Finish: Omit No Molding, SAT, PLT Painted Optional Catalog Colors

STARTER



ADD-ON



Suffix Key

CHR	- Charcoal Black
LAX	- Platinum Laminate
PLT	- Platinum
SAT	- Satin Molding
M13	- M13 Tag Molding
M35	- M35 Tag Molding
M55	- M55 Tag Molding

Uprite and Extension Uprite End Trim

- One-piece trim (Two-pieces if 102"-144"H) snaps onto first and last Uprite or Extension Uprite in a run
- Can be used on both sides of Extension Uprites where Extension Backs are not used



Product Options and Numbers

Example Part #: **UET 48 PLT**

Uprite/Extension Uprite End Trim: **UET**

Height: 6", 12", 18", 24", 30", 36", 42", **48"**, 54", 60", 66", 72", 78", 84", 90", 96", 102", 108", 114", 120"

Standard Finish: **PLT**, Optional Catalog Colors

Suffix Key

PLT

- Platinum