


| You are in: Lozier > Products > See-Thru Island Extension Sections

# See-Thru Island Extension Sections

Part Number:



See Thru Island Extension includes the necessary components to create an open back in the middle of your section.

## Product Details:

- See-Thru Island Extension creates an opening within a section

## SEE-THRU ISLAND EXTENSION INCLUDES (ordered separately)

- 1 Extension Uprite
- Two See-Through Extension backs (size = extension uprite height minus opening height)
- 1 Top Rail (plus 1 Center Rail if 36"H or over)
- 1 Bottom Rail
- 2 See-Thru inside uprite end trims desired opening height

## How to Order

---

### Suffix Key

PLT

- Platinum

## Extension Uprite

---

- Factory-installed connector to fit Lozier Uprites
- Unbalanced load capacity of 2,500 in-lbs
  - This load capacity is considerably less than the capacity of a standard Uprite. Do not exceed this unbalanced load. Overloading could cause the Uprite to tip over or collapse, resulting in personal injury or property damage.
- Heavy Duty Extensions must be used with Heavy Duty Uprites



## Product Options and Numbers

Example Part #: **U 36 E PLT**

Uprite: **U, UH**

Height: 6", 12", 18", 24", 30", **36"**, 42", 48"

UH Height: 6", 12", 18", 24"

Extension: **E**

Standard Finish: **PLT**, Optional Catalog Colors

Suffix Key	
PLT	- Platinum
UH	- Heavy Duty

## Uprite and Extension Uprite End Trim

---

- One-piece trim (Two-pieces if 102"-144"H) snaps onto first and last Uprite or Extension Uprite in a run
- Can be used on both sides of Extension Uprites where Extension Backs are not used



## Product Options and Numbers

Example Part #: **UET 48 PLT**

Uprite/Extension Uprite End Trim: **UET**

Height: 6", 12", 18", 24", 30", 36", 42", **48"**, 54", 60", 66", 72", 78", 84", 90", 96", 102", 108", 114", 120"

Standard Finish: **PLT**, Optional Catalog Colors

### Suffix Key

**PLT** - Platinum

## See-Thru Inside Uprite End Trim

---

- Use on both sides of Extension Uprites where Extension Backs are not used



## Product Options and Numbers

Example Part #: **SUET 12 PLT**

See Thru Inside Uprite End Trim: **SUET**

Opening Height: 6", **12"**, 18"

Standard Finish: **PLT**, Optional Catalog Colors


### Suffix Key

**PLT** - Platinum

## Hardboard Backs

---

- Use one-piece Backs for heights 36"-72"
- For heights above 72" order 2 backs, see table below
- Pegboard 9/32" diameter holes, 1" on center
- To order the correct size Back, take Upright height minus 6



## Product Options and Numbers

Section Heights: 78"-120" Use 2-Piece Backs		
Upright Height	Order Backs	
78"	BE_36 + BE_36	
84"	BE_30 + BE_48	
90"	BE_36 + BE_48	
96"	BE_42 + BE_48	
102"	BE_66 + BE_30	
108"	BE_66 + BE_36	
114"	BE_66 + BE_42	
120"	BE_66 + BE_48	
Actual Back Height Information		
Upright Height	Nominal Back Height	Actual Height
30"	24"	23 13/16"
36"	30"	29 13/16"
42"	36"	35 13/16"
48"	42"	41 13/16"
54"	48"	47 13/16"
60"	54"	53 13/16"
66"	60"	59 13/16"
72"	66"	65 13/16"
Actual Width Information		
Nominal Width	Actual Width	
6"	4 17/32"	
12"	10 17/32"	
16"	14 17/32"	
18"	16 17/32"	

24"	22 17/32"
30"	28 17/32"
32"	30 17/32"
36"	34 17/32"
42"	40 17/32"
48"	46 17/32"

**Actual Back Height for Extension Uprite**

<b>Uprite Height</b>	<b>Actual Height</b>
6"	5 13/16"
12"	11 13/16"
18"	17 13/16"
24"	23 13/16"
30"	29 13/16"
36"	35 13/16"
42"	41 13/16"
48"	47 13/16"

## Top Rail

- All Island and Wall Sections require one Top, Center and Bottom Rail
- 2' and 30" sections use two Top Rails to make a Splicer Rail
- Electrical knockouts included on all Rails



## Product Options and Numbers

Example Part #: **R 4 T PLT**

**Rails:**R

**Width:** 2', 30", 3', 4'

**Top Rail:** T

**Standard Finish:** PLT, Optional Catalog Colors

Suffix Key


PLT

- Platinum Color

## Bottom Rail

---

- All Island and Wall Sections require one Top, Center and Bottom Rail
- Electrical knockouts included on all Rails
- Also used for 2' and 30" Slotwall Backs



### Product Options and Numbers

Example Part #: **R 4 B PLT**

Rails:**R**

Width: 2', 30", 3', 4'

Bottom Rail: **B**

Standard Finish: **PLT**, Optional Catalog Colors

#### Suffix Key


PLT

- Platinum Color

## Center Rail

---

- All Island and Wall Sections require one Top, Center and Bottom Rail
- 96"H-144"H Backs require two Center Rails
- Center Rail finish is always N/A because it's hidden
- Electrical knockouts included on all Rails



### Product Options and Numbers

Example Part #: **R 4 C N/A**

Rails:**R**

**Width:** 2', 30", 3', 4'

**Center Rail:** C

**Standard Finish:** N/A