

| You are in: [Lozier](#) > [Products](#) > [Cube Saver® System](#)

Cube Saver® System

Part Number: **CS**



Cube Saver® is a medium duty hand stack shelving system that integrates Widespan-style Uprites with Low Profile S-Series storage shelves. The basic components include Uprite Frame, Beams, Shelf Supports, Particleboard Shelves, Low Profile Storage Shelves, and Shelf Clips.

Product Details:

- Medium duty hand stack shelving system
- Integrates Widespan Uprites and Beams with Low Profile S-Series Storage Shelving Shelves
- Low profile Storage Shelves require less space and allow extra storage levels
- No hardware needed
- Mix medium to heavy loads with light to medium loads within same section
- Requires Shelf Supports (CSSS) at all Beam levels, or must use Beam Locking Clip (WS1291 or WS9111)
- Welded Uprites provide front-to-back bracing
- Beams provide side-to-side bracing

SIZE INFORMATION

- Clear opening between posts: Nominal Shelf width minus ?"
- Length of continuous run is the sum of the nominal unit widths plus 1¼" for each post in run
- Nominal depth is actual depth of unit
- Vertical clearance between Low Profile Storage Shelves is nominal Shelf spacing less ¾"
- Shelves adjust 2" on centers
- System height of 84" or less requires two tiers of Beams to brace each unit

- System height 96" to 120" requires three tiers of Beams to brace each unit
- First tier must be no more than 48" above the floor

COMPONENTS

- Upright Frame
- Beam Shelves
- Shelf Supports
- Particleboard Shelf
- S-Series Shelves
- Shelf Clips

WARNING: Cube Saver Beams are intended to be used with Cube Saver Shelf Supports. If Shelf Supports are not installed then the beams MUST utilize one of two Widespan Multi-Function Beam Locking Clips, WS1291 or WS9111, depending on the beam location. Failure to do this could allow the Beam to become disengaged causing product damage or personal injury.

LOAD CHART	
# of Shelf Supports	Evenly Distributed Load
1	700 lbs
2	1,600 lbs
3	2,400 lbs
4	3,000 lbs

How to Order

Cube Saver® Upright Frames

- Upright post slotted on face, allows shelf adjustment of 2" on center
- Square holes punched on sides of Upright post for accessories
- Accessory holes punched 6" on center on face of Upright aid beam placement
- Each Upright Includes 1 Top Cap
- Requires one Frame for each section, plus one at end of each run
- One-piece Upright Frames for 72" - 120" (for taller Uprights contact Product Management)
- Welded Footplate for anchoring: 1/2" hole
- May require Back-to-Back Connectors
- Evenly distributed load of 10,000 lbs (per Upright Frame at 48" max. vertical Beam spacing)



Product Options and Numbers

Example Part #: **CSU 12 072 PLT**

Cube Saver® Upright: CSU

Section Depth: 12", 18", 24", 30"

Height: 072", 084", 096", 108", 120"


Standard Finish: PLT, Optional Catalog Colors

Suffix Key

PLT - Platinum

Cube Saver® Beam Shelf Assembly

- Order two Beam Shelf Assemblies per section, one at top and one on bottom
- If Shelf Supports are not used Beam Locking Clips (WS1291 or WS9111) are required



INCLUDES

- Particleboard Shelf
- 2 Cube Saver® Beams

- Appropriate quantity of Shelf Supports

Product Options and Numbers

Example Part #: **CSBS 48 12 1 RD PLT PLT N/A**

Cube Saver® Beam Shelf: **CSBS**

Section Width: 36", **48"**

Section Depth: **12"**, 18", 24", 30"

Number of Shelf Supports: **1**

Regular Duty: **RD**

Beam Standard Finish: **PLT**, Optional Catalog Colors

Shelf Support Standard Finish: **PLT**, Optional Catalog Colors

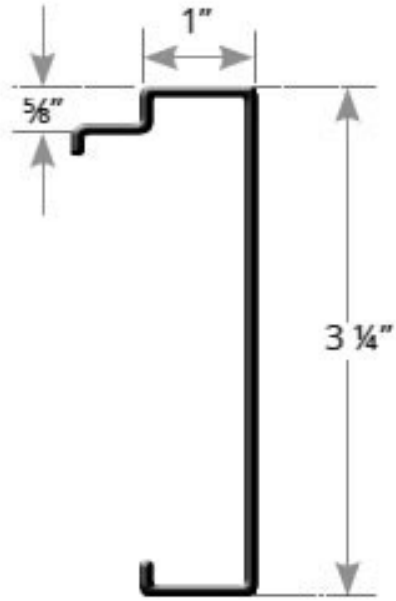
Particleboard Shelf Standard Finish: **N/A**, S04

Suffix Key	
PLT	- Platinum
N/A	- No Finish
S04	- Seal Coated

Cube Saver® Beam

- 3 1/4" Regular Duty Widespan Beam cut to Cube Saver® length





Product Options and Numbers

Example Part #: **CSB 36 PLT**

Cube Saver® Beam: **CSB**

Section Width: **36"**, 48"

Standard Finish: **PLT**, Optional Catalog Colors

Suffix Key


PLT - Platinum

Cube Saver® Particleboard Shelf

- 5/8" Industrial grade Particleboard
- Precut to fit Cube Saver® Beam Shelf

Product Options and Numbers

Example Part #: **CSPB 12 36 PLT**



Cube Saver® Particleboard Shelf: CSPB

Section Depth: 12", 18", 24", 30"

Section Width: 36", 48"


Standard Finish: N/A, S04

Suffix Key	
N/A	- No Finish
S04	- Seal Coated

Cube Saver® Shelf Support

Product Options and Numbers

Example Part #: CSSS 12 PLT



Cube Saver® Shelf Support: CSSS

Section Depth: 12", 18", 24", 30"


Standard Finish: PLT, Optional Catalog Colors

Suffix Key	
PLT	- Platinum

LOAD CHART	
# of Shelf Supports	Evenly Distributed Load
1	700 lbs
2	1,600 lbs
3	2,400 lbs
4	3,000 lbs

Cube Saver® Low Profile Storage Shelves

- Heavy Duty only
- Reinforced with 1 1/4"D x 3/4"H Galvanized steel channels
- 5/8" Industrial grade Particleboard Shelf
- Shelf surface is seal coated for durability and stain resistance
- Adjustable in 2" vertical increments
- Four Shelf Clips included with each Shelf
- Evenly distributed load of 600 lbs per Shelf



Product Options and Numbers

Example Part #: **CSSS 4 12 H GLV**

Cube Saver® Low Profile Storage Shelf: CSSS

Section Width: 3', 4'

Section Depth: 12", 18", 24", 30"

Heavy Duty: H

Standard Finish: GLV

Suffix Key

GLV - Galvanized

Cube Saver® Shelf Clips

- Four Clips required per Low Profile Storage Shelf
- Heavy Duty Storage Shelf only
- Locks Shelf into Upright
- Heavy gauge steel



Product Options and Numbers

Part #: **CSSC GLV**

Cube Saver® Shelf Clips: **CSSC**

Standard Finish: **GLV**

Suffix Key

GLV

- Galvanized