

| You are in: [Lozier](#) > [Products](#) > [S-Series Storage Shelving](#)

# S-Series Storage Shelving

Part Number: **SS**



S Series Storage Shelving features integrated wood and steel construction for strength and economy. Shelving comes pre-assembled for ease of installation and includes all steel Uprites, one-piece Shelves and Crossbraces.

## Product Details:

- Integrated wood and steel construction for strength and economy
- Pre-assembled all steel Uprites, one-piece Shelves, and Crossbraces for easy installation (Open Uprite Pat. # 6,085,918)
- Particleboard Shelves are reinforced with steel channels front and back
- Standard Finish: GLV (Galvanized) unless otherwise noted

## SIZE INFORMATION

- Clear opening between posts: nominal shelf width minus 1 1/4"
- Overall length of continuous run: the sum of the nominal section widths plus 1 1/4" to account for end posts
- Overall depth equals the nominal depth
- Vertical clearance between shelves equals the center-to-center shelf spacing minus 3/4"
- Vertical adjustment 2" on centers

## COMPONENTS

- Crossbrace
- Upright
- Shelves
- Shelf Front

## ORDERING INSTRUCTIONS

1. Order number of Storage Shelving Sections
2. Order S-Series Storage Upright Assembly to finish run
3. Order additional shelves and accessories separately




## How to Order

---

### S-Series Storage Shelving Sections

---

- One S-Series Storage Upright Assembly required to finish each continuous run, including single sections
- Order Crossbrace or Closed Back sections based on specifications (see table below)
- Can also order Crossbraces and Back separately
- See table below for system load rating



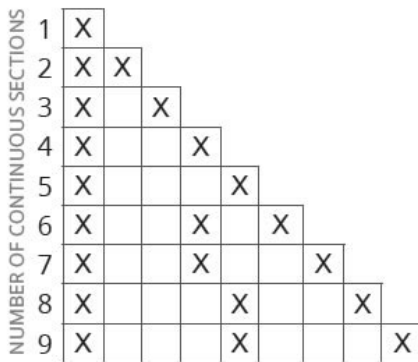
## INCLUDES

- 1 S-Series Upright (open or closed)
- Crossbrace (if required - see diagram below)
- Back (if specified)
- Top and bottom Shelf (two Shelves per section)

Vertical Shelf Spacing	Regular Duty (XR) Crossbraces	Heavy Duty (XH) Crossbraces or Back Panel
< 24"	1,200 lbs	3,500 lbs
24" - 36"	1,200 lbs	2,500 lbs
36" - 48"	1,200 lbs	2,000 lbs
48" - 60"	1,200 lbs	1,500 lbs
> 60"	Not recommended	Not recommended

**NOTE:** Shelving Sections loaded beyond 1,200 lbs require Heavy Duty Crossbraces or Back Panel.

### CROSSBRACE DIAGRAM



X = DENOTES BRACED SECTION

### Product Options and Numbers

Example Part #: **SS N XR 4 12 84 R GLV GLV**

**S-Series Storage Section: SS**

**Upright Style:** N, P

**Bracing Type:** XR, XH, B, N

**Section Width:** 3', 4'

**Section Depth:** 12", 18", 24", 30"

**Section Height:** 48", 60", 72", 84", 96", 108", 120", 144"

**Shelf Style:** R, H, WG

**Upright and Shelf Standard Finish:** GLV


**Crossbrace or Back Standard Finish:** GLV(crossbrace), N/A (backs), Leave blank for no brace

Suffix Key	
N	- Open Upright Style (Line #2)
P	- Closed Upright Style
XR	- Regular Duty Crossbrace 48"-96"H Only
XH	- Heavy Duty Crossbrace 72"-144"H Only
B	- Back Panel
N	- No brace (Line #3)
R	- Regular Duty Storage Shelves
H	- Heavy Duty Storage Shelves
WG	- Wire Grid Storage Shelves
GLV	- Galvanized
N/A	- No Finish

## S-Series Storage Shelving Upright Assembly

---

- Made of galvanized steel posts
- Two Styles: Open and Closed Uprights
- Open Upright has galvanized steel Upright braces (Pat. # 6,085,918)
- Closed Upright has 5/8" unfinished particleboard panel between two steel Upright posts
- Shelf lances are 2" on center
- One assembly required for each section and at the end of each run



## Product Options and Numbers

Example Part #: **SSU 12 048 N GLV**

**S-Series Storage Upright Assembly: SSU**

**Section Depth:** 12", 18", 24", 30"

**Section Height:** 048", 060", 072", 084", 096", 108", 120", 144"

**Upright Style:** N, P

**Standard Finish:** GLV

### Suffix Key

<b>N</b>	- Open Upright Style
<b>P</b>	- Closed Upright Style
<b>GLV</b>	- Galvanized

## S-Series Storage Shelves

---

- Pre-assembled, no loose hardware needed
- Easy to install and reposition, adjusts in 2" vertical increments

### PARTICLEBOARD S-SERIES STORAGE SHELF

- 5/8" industrial grade particleboard
- Regular Duty reinforced with 3/4"D x 3/4"H galvanized steel channels
- Heavy Duty reinforced with 1 1/4"D x 3/4"H galvanized steel channels
- Seal coated particleboard for durability and stain resistance
- Regular Duty - Evenly distributed load of 500 lbs per Shelf
- Heavy Duty - Evenly distributed load of 600 lbs per Shelf



### WIRE GRID S-SERIES STORAGE SHELF

- 1" x 6" Wire Grid
- Reinforced 1 1/4"D x 3/4"H galvanized steel channel
- Provides for light penetration, water flow through for sprinklers and cleanliness

- Evenly distributed load of 500 lbs per Shelf

## Product Options and Numbers

Example Part #: **SS 4 12 R GLV**

**S-Series Storage Shelf: SS**

**Section Width: 3', 4'**

**Shelf Depth: 12", 18", 24", 30"**

**Shelf Type: R, H, WG**

**Standard Finish: GLV**

Suffix Key	
R	- Regular Duty Shelf
H	- Heavy Duty Shelf
WG	- Wire Grid
GLV	- Galvanized

## Steel S-Series Storage Shelf

---

- 1.235" integrated tag on front and rear
- Easy to install and reposition, adjusts in 2" vertical increments
- Front and rear perforations
- Evenly distributed load of 500 lbs per Shelf



## Product Options and Numbers

Example Part #: **SST 4 12 N GRY**

**S-Series Steel Storage Shelf: SST**

**Section Width: 4'**

Shelf Depth: 12", 18", 24"

Molding: N


Standard Finish: GRY

### Suffix Key

GRY - Gray Finish

## S-Series Storage Crossbrace

- Required on end sections of each run and every fourth section in between
- Back-to-back runs can share Crossbraces if posts are securely connected with Back-to-Back Screws
- Part number below includes two Crossbraces when section height is over 96"
- All Sections must be stabilized per the minimum recommendation on diagram
  - Lateral stability obtained in one of three ways: Crossbrace, Back Panel or Braced sections



### CROSSBRACE DIAGRAM

1	X							
2	X	X						
3	X		X					
4	X			X				
5	X				X			
6	X			X		X		
7	X			X			X	
8	X				X			X
9	X				X			X

X = DENOTES BRACED SECTION

## Product Options and Numbers

Example Part #: SSX 4 48 R GLV

S-Series Crossbrace: SSX

**Section Width:**3',4'

**Section Height:**36", 48", 60", 72", 84", 96", 108", 120", 144"

**Bracing Type:** R, H

**Standard Finish:** GLV

Suffix Key	
R	- Regular Duty Crossbrace
H	- Heavy Duty Crossbrace
GLV	- Galvanized