




LOZIER + CASI

CASI- Conveyor

A durable and efficient solution for your conveying needs.

General Conveyor Specifications


CASI-Conveyor



Width	Height	Length
30" NOMINAL / 36.5" OVERALL	32" - 36" ADJUSTABLE IN 2" INCREMENTS	6' - 47' PER CONVEYOR

Roller Spacing	Speed	Capacity
3" ON CENTER / 6" MINIMUM PRODUCT LENGTH 4" ON CENTER / 8" MINIMUM PRODUCT LENGTH 5" ON CENTER / 10" MINIMUM PRODUCT LENGTH	76' - 132' PER MINUTE	100 LBS PER LINEAR FOOT

Electrical	Environmental
Input Voltage: 120 VAC SINGLE PHASE	Temperature: 0° C - 40° C (32° F - 104° F)
Standard Rating: UL 508A	
BUS: POWER 24 DC/20 AMP	Humidity (RH non-condensing): 10% TO 90%
Safety: CATEGORY 1	



Unsatisfied with powered flexible conveyors on the market, CASI built its own. CASI's powered conveyor is the perfect solution. It's American-made and is high quality with better lead-times and lower pricing.

- ▶ Distribution**
- ▶ 3rd Party Logistics**
- ▶ Retail**
- ▶ Reverse Logistics**
- ▶ Manufacturing**
- ▶ Transportation Logistics**



CHOOSE POWERFLEX-ACCUMULATION CONVEYOR IF:

- Precision material handling is required
- Integration with other conveyor or other systems may be necessary
- Package scanning and sortation may be required
- Attaching multiple conveyors in any order

CHOOSE POWERFLEX-TRANSPORT CONVEYOR IF:

- You simply want to transport product from point A to point B
- Purchase price is most important
- Integration with other systems may be necessary
- Faster loading and unloading in certain applications.
- Attaching multiple conveyors in any order

	Powerflex-Accumulation	Powerflex-Transport
Simple Start/Stop with E-Stop	✓	✓
Adjustable Telescoping Legs 32" 34" 36"	✓	✓
120 VAC to Wall Receptacle	✓	✓
Best-In-Class Latch System ENSURES CONVEYOR CAN BE ADDED AS NECESSARY WHILE THE WHOLE LINE STAYS SECURELY FASTENED TOGETHER.	✓	✓
One Point of Connection FOR CONTROLS AND POWER	✓	✓
Zero Pressure Accumulation with Run On-Demand SENSES WHEN A PACKAGE IS PRESENT AND TURNS THE ROLLERS ON, AUTOMATICALLY KEEPING THE PROCESS SAFE, SUSTAINABLE AND EFFICIENT.	✓	✗
Gapping ONLY AVAILABLE ON ACCUMULATION WITH OPTIONAL GAPPING MODULE	✓	✗
Manual Variable Adjustable Speed	✗	✓
End Loading Module (ELM) Compatible	✓	✓
Compatible with Other CASI Solutions INCLUDING CASI-IBOD, CASI-CONVEYORS, AND CASI-SORT.	✓	✓
Random Conveyor Configuration CONVEYORS CAN BE CONNECTED IN ANY ORDER WHILE MAINTAINING CONTROLS FUNCTIONALITY.	✓	✓
8" Casters LARGE 8" DIAMETER, 2" WIDE CASTERS ENSURE SMOOTH TRANSITION NEAR UNEVEN DOCK DOOR FLOORS.	✓	✓


CASi-Conveyor RIGID-CURVE

- A curved section of conveyor for tight spaces
- Features tapered rollers and a high guard rail to keep packages in tow
- Bi-directional with identical connectors at each end
- Ability to set at a separate speed to adjust the spacing and timing between packages



CASi-SORT

- A complete automated receiving solution including scanning, manifesting, and sortation
- High efficiency automation significantly reduces time and labor in the receiving process



CASi-IBOD

- Fully automated in-line box cutting device
- Minimizes injuries and product damage associated with manual cutting
- Reduces time and labor
- Multiple box cut options and lid removal



CASi-SCAN

- Scanner with the ability to scan up to 6 sides of a package
- Provides verification for receiving or outbound operations
- Reconciliation vs. a digital trailer file is possible
- Optional camera for visual verification

