

# HEAVY DUTY TUBULAR TOWER MERCHANDISER



## Create visual impact from any viewpoint.

Lozier's Heavy Duty Tubular Tower Merchandiser is a four-sided fixture designed for ease of shopping. The adjustable shelving and optional sign holders are developed for a wide range of retail product displays, and casters provide ease of mobility to personalize your space.

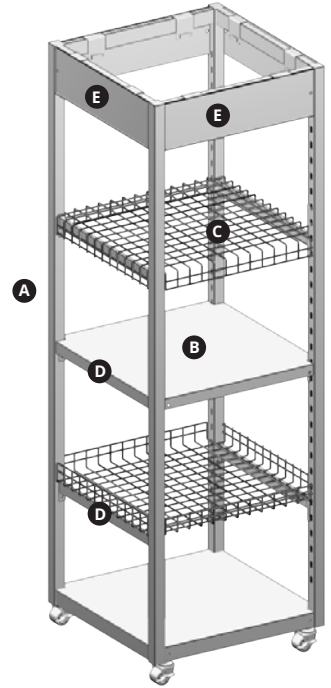
### FEATURES & BENEFITS

- Durable fixture frame constructed of 1 ½" square tubing with casters
- Increase merchandise visibility in high-traffic or department areas
- Customize your fixture with two adjustable shelving styles: flat metal shelves or wire shelves that install with 2 ½"H perimeter lip up for binning or down for flat merchandising
- Display single-sided graphics on top stretcher mounted sign holder

# HEAVY DUTY TUBULAR TOWER MERCHANDISER

## HEAVY DUTY TUBULAR TOWER MERCHANDISER

- 76"H x 24"D
- Available in 24" or 36"W
- 1 ½" square tubular frame with casters
- Flat metal or wire shelves with 2 ½"H perimeter lip install 2" on center vertically
  - Wire shelves install with lip up or lip down (2x2 wire spacing)
- Order components separately



Description	Qty:	Part #:
<b>A</b> HD Tubular Tower Frame	One (1)	<b>HDT76_24C</b> (24"W or 36"W)
<b>B</b> HD Tubular Tower Metal Shelf	Desired qty	<b>HDTMS_24</b> (24"W or 36"W)
<b>C</b> HD Tubular Tower Wire Shelf	Desired qty	<b>HDTWS_24</b> (24"W or 36"W)
<b>D</b> HD Tubular Tower Shelf Support	Two (2) for each shelf	<b>HDTSS_</b> (24"W or 36"W)
<b>E</b> HD Tubular Tower Sign Holder	One (1) each desired tower side	<b>HDTSH_06</b> (21"W or 33"W)

*Note: Shelf supports not required if metal or wire shelf installs at bottom of frame.*

## HEAVY DUTY TUBULAR TOWER FRAME

Example Part # :	HDT	76	24	24	C	PLT
	1.	2.	3.	4.	5.	6.

1. **Heavy Duty Tubular Tower: HDT**
2. **Height: 76"**
3. **Width: 24", 36"**
4. **Depth: 24"**
5. **Caster: C**
6. **Standard Finish: PLT**, Optional Catalog Colors



### ORDERING KEY

WS = Wire Shelf

MS = Metal Shelf

PLT = Platinum

(800) 228-9882 • (402) 457-8000 • lozier.com

This is a copyrighted work of Lozier Corporation.  
Any unauthorized reproduction, distribution, or use is expressly prohibited.

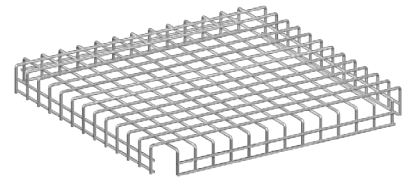

# HEAVY DUTY TUBULAR TOWER MERCHANDISER

## HEAVY DUTY TUBULAR TOWER SHELF

- Requires two (2) shelf supports (HDTSS)

Example Part # :	HDT	WS	24	24	PLT
	1.	2.	3.	4.	5.

- Heavy Duty Tubular Tower: **HDT**
- Shelf Type: **WS**, MS
- Width: **24"**, 36"
- Depth: **24"**
- Standard Finish: **PLT**, Optional Catalog Colors




## HEAVY DUTY TUBULAR TOWER SHELF SUPPORT

- Sold separately; two (2) required per shelf

Example Part # :	HDTSS	24	PLT
	1.	2.	3.

- Heavy Duty Tubular Tower Shelf Support: **HDTSS**
- Width: **24"**, 36"
- Standard Finish: **PLT**, Optional Catalog Colors

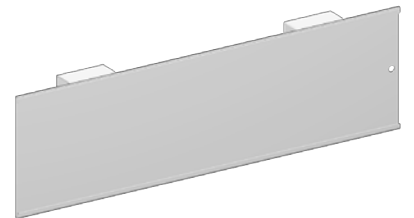


## HEAVY DUTY TUBULAR TOWER SIGN HOLDER

- Installs on top perimeter stretchers
- Up to four (4) per tower
- Sign artwork dimensions: 20 7/8"W or 32 7/8"W x 6"H x up to 3/32"T

Example Part # :	HDTSH	33	06	PLT
	1.	2.	3.	4.

- Heavy Duty Tubular Tower Sign Holder: **HDTSH**
- Width: 21", **33"**
- Height: **6"**
- Standard Finish: **PLT**, Optional Catalog Colors



### ORDERING KEY

WS = Wire Shelf

MS = Metal Shelf

PLT = Platinum

(800) 228-9882 • (402) 457-8000 • lozier.com

This is a copyrighted work of Lozier Corporation.  
Any unauthorized reproduction, distribution, or use is expressly prohibited.